



NEWSLETTER

Volume III

No. 6

June 1985

PRESIDENT'S LETTER

Gentlemen,

Our thanks to Leonard Sanders for a great demonstration on lathe turning. As well as being a pretty fair turner, he's a pretty good comedian, too.


I know summertime is here and alot of you are putting up your tools in favor of a cooler hobby but don't forget about us. We have some great things in store for you in July. Brad Packard will be coming from North Carolina to be with us at our regular meeting on July 11th. He will be talking about and demonstrating how to make small boxes. I have seen some of his boxes and I can tell you he really knows what he's doing.

Brad will also be giving a ½ day seminar on Saturday, July 13 on making raised panels and raised panel construction. I'm sure alot of you will want to take part in that. There will be a \$20 per person charge for the raised panel seminar. You will find a reservation form in the newsletter. There will be limited attendance so send in your reservation ASAP.

Our 1985 Spring Show came off without a hitch. We had pretty good participation this year but not as good as in years past. We only had about 20 entrants. As usual there were some magnificent pieces of workmanship present. Congratulations to all you award winners.

I wish alot more of you would participate in these shows, both you and the guild would benefit.

We wish to thank Kerry McCalla and South Central Bell for providing a very nice place for our show this year. We had a great amount of exposure.



Leonard Sanders shows how an expert does it!

I still need some help with the newsletter. It's quite a job when you have to write it, take it to the typesetter, pick it up from the typesetter and take it to the printer, pick it up from the printer and then take it to


Birmingham Saw Works to be mailed. I would sure appreciate some help with the legwork.

See you in July.


Spruce McRee

CRAFTSMAN


CATEGORY



1st Place
Drop Leaf Table out of Birds Eye Maple
By Richard Gilbert



1st Place
Maple and Walnut Desk
By Dale Lewis




2nd Place
Mahogany Desk Chair
By Frank Jones



2nd Place
Walnut Writing Desk
By Dale Lewis

CRAFTSMAN CATEGORY

(Continued)




3rd Place
Mahogany Offeratory Table
By Spruce McRee



3rd Place
Walnut Windsor Chair
By Ivan Kronberg

INTERMEDIATE CATEGORY



1st Place
Maple & Walnut TV Trays
By Kerry McCalla



3rd Place
Mahogany End Table
By Edward Eaton

2nd Place (Photo not available)
Walnut Desk Clock
By Jim Caldwell

TURNINGS CATEGORY



Walnut Hall Clock
By Spruce McRee

From Left to Right

3rd Place - Walnut and Ash Bowl - By Vernon Luther


1st Place - Walnut and Ash Bowl - By Dale Lewis

2nd Place - Open Bowl - By Jim Caldwell



KRAFTSMAN KORNER

OUT-OF-SIGHT NAILING



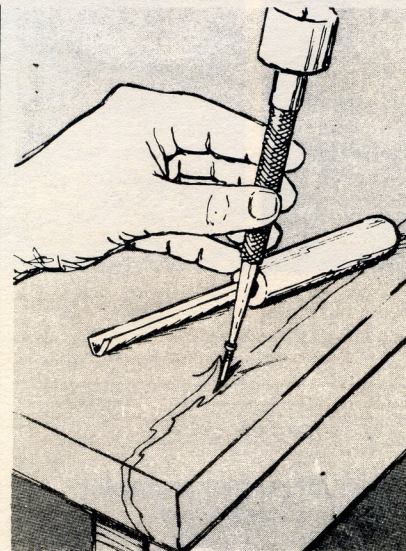
Out-of-sight nailing

Sometimes a filled nail hole stands out worse than a moose in a phone booth.

TIP:

Hide that nail by using a sharp, narrow chisel or gouge to lift and turn back a small shallow flap of wood with the grain. Experiment on a piece of scrap of the same material first. Drive the nail inside the resulting cavity and set it. Glue and clamp the lifted section in its original position.

Reprinted from *Better Homes & Gardens Wood Magazine*.



NEW MEMBER

Bob Roger





COMPLETE CABINET HARDWARE SUPPLY

- ABRASIVES • CABINET HARDWARE •
- DECORATIVE WOOD MOULDINGS • APPLIANCES
- COMMERCIAL HARDWARE • GLUES • NEVAMAR
- LAMINATED PLASTICS • LOCKS



3912 SECOND AVENUE SOUTH, BIRMINGHAM, AL 35222
TELEPHONE 205-595-4655

RAISED PANEL SEMINAR

Saturday, July 13

Acton Moulding and Supply

8:00 A.M. till ????

Instructor: Brad Packard

Name: _____

Phone # _____

\$20 Registration Fee

CHISELER'S CORNER

Are you having a problem trying to buy, sell or trade something? Do you want help on a specific project? Having difficulty tryint to locate a rare tool or supply?

Place an ad in our Chiseler's Corner column next month. Mail this form 2 weeks prior to the next meeting and your ad will be printed.

Want to buy sell locate swap

Describe item _____

Cost: _____

Your name & phone number: _____

Mail to: The Alabama Woodworkers Guild
P.O. Box 327
Pelham, Alabama 35124

OFFICERS ...

President

Spruce McRee, III 663-9453

1st Vice President

James Ross 991-8249

2nd Vice President

Ronnie Acton 663-0130

Secretary

Kerry McCalla 991-0413

Treasurer

Larry Aaron 595-7844

Librarian

Frank Jones 663-9057

BOARD OF DIRECTORS ...

Chris Lorish 823-0098


Ronnie Acton 663-0130

Jim Stevens 987-0975

Tom Godfryd 991-8217

Richard Gilbert 786-1346

David Traylor 786-1346



The next regular meeting of the AWG will be Thursday, July 11 at 7:30 p.m. (Note time change. This was requested to give some of you more time to get home from work and then get to the meeting.)

The meeting will be at Acton Moulding & Supply in Helena.

MINI-WORKSHOP FORM

I will be willing to host a mini-workshop on _____

Name: _____

Address: _____

Phone: _____

Workshop Location: _____

Date: _____

Approximate Length: _____

ALABAMA LUMBER & SUPPLY CO.

4204 1st Avenue South
592-6331

*Soft & Hardwood Lumber
Builders & Cabinet Hardware
Ray & Ralph Zorn*

*Specialty Brass items
for the Woodworker*

BRANDINO'S Brass Co.

101 Loehmann's Village
Birmingham, AL 35244
(205) 988-3918

INJECTA
INCA

Wood
Working Machines

HEGNER

Scroll Saws

Makita
POWER TOOLS

VEGA

Wood
Working Machines

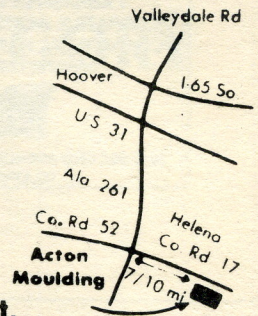
Record
Marples
Watco Stain
Minwax
Books
DML
Saw Blades
Router Bits

Mouldings
Stair Parts
Hardwood Lumber
Cabinet Plywood
Hardware — Handtools

Acton

Moulding & Supply

6 to 4:30 M-F.—7:30-12 Sat.



County Road 17

Helena, Al.

205-663-0130

This newsletter printed by All Star Instant Printing, 1124 20th Street South, Birmingham, Alabama 35205.

MOBILE BRANCH:
Coastal Saw & Machinery
901-D Butler Dr.
Mobile, AL 36609
(Local) 666-1180

MAIN OFFICE
Birmingham Saw Works
910 North 28th Street
Birmingham, AL 35203
(Local) 252-9737
Ala. WATTS 1-800-292-4032

BIRMINGHAM SAW WORKS



The Alabama Woodworkers Guild
P.O. Box 327
Pelham, Alabama 35124

