



NEWSLETTER

VOLUME 6

NUMBER 3

MARCH 1988

OFFICERS

Nelson Brooks President
 Ron Acton 1st Vice President
 Frank Jones 2nd Vice President
 Walter Barnett Treasurer
 Kerry McCalla Secretary

Leonard Sanders Newsletter Editor
 Ivan Kronberg Board of Directors
 Dale Lewis Board of Directors
 Leonard Sanders Board of Directors
 Anita Skocik Board of Directors

PRESIDENT'S LETTER

Participation and Education... this will be our theme for 1988. It is amazing how these two words go hand-in-hand. **Participation** means *taking part or sharing*; **Education** means *the knowledge or skill obtained or developed by a learning process*. This is why I am excited about our Guild. Each time we get together, we are accomplishing **Participation and Education**.

I encourage each member to make something for our up-coming Spring Show. When you do, you are accomplishing **Participation** and because you will create something new and unusual, you will be getting an **Education**.

I would also encourage our members to **participate** in guild workshops that the Alabama Woodworkers Guild will be starting soon and other workshops available in the area. Last month, several members attended the weekend workshop taught by Craig Nutt which was sponsored by UAB Special Studies. Craig did a fantastic job and I know this guild member learned something new --**Education!!**

Five years old and growing! Last month, we celebrated our fifth anniversary. I think that everyone enjoyed the festive occasion. We have to look ahead now to 1988, but I am also looking ahead to our 10th anniversary; I hope that each of you are too! For the Guild to be here in 1993, I feel the *key* will be **-Participation and Education**.

We are planning weekend workshops, night workshops (like the workshop going now), Spring Shows and Toy programs. So, if you have knowledge to share, please do so. If you are interested in a certain subject, let us know and we will get someone to do a workshop. By **participating**, each member will increase their **education** which is exactly why the Alabama Woodworker's Guild was started. Thanks Spruce McRee, for having the vision of a woodworker's guild and starting our guild five years ago.

See you at the next meeting,
 Nelson

P.S. I thank all of you who responded to my questionnaire. Your comments and suggestions will be used to help mold a better guild. We will discuss several matters at the next meeting. Thanks again.

NEXT PROGRAM

March 8, 1988

TUESDAY — MARCH 8, 1988
— PLEASE TAKE PARTICULAR NOTE — Our meeting is being moved to Tuesday in March due to Ron not being on hand on Thursday that week. Ron will be manning his booth in the Home and Garden show at the Civic Center on our regular meeting night.

We are pleased to announce a fine program for March. Richard McRee (no kin to Spruce - they both say that's fine with them) is an expert on Pennsylvania Long Rifles which were **The** rifle during the period 1750-1800. To add to the nostalgia of the program he will wear his early american costume. The history of how and why they made them as they did will be explained, a little information about powder horns, and the architecture, or styling of those particular rifles will be of interest. Then the woodworking aspects - he makes gun stocks from curly maple and will demonstrate and explain how that's done. Richard has some twelve years experience in gun work, so his qualifications are exceptional. He is retired from Southern Company Services where he labored many years in the Engineering Department.

LAST MEETING

It was "like old times" to see Spruce McRee, up front, sharing his woodworking talent and his wit. Cabriole legs (or Queen Ann Legs) are especially pretty on any table and there would probably be more of them around if they weren't so devilish to make. Requires a lot of hand work. He recommends mahogany for its density and yet not so hard. It is recommended that a full size pattern be made, thus avoiding some mistakes that might be made otherwise. After cutting out on baud saw - this requires making the cut on one side, then masking taping the cut outs back in place while the second side is baud sawn - the hand work begins. Rasps, files and several grit levels of sandpaper are employed to shape the legs. (Since many of you are leg men anyway, this should be easy for you). After your first one you have worked most of the kinks out of the procedures and the other three are much easier. We appreciate having Spruce for the program and for being one of the founders of our Guild for us to enjoy.

KERRY McCALLA

The antique man (nothing personal) did it again. He captivated his audience with another group of interesting antique tools. He explained how our ancestors, or forefathers, often times had to rely on one tool to do one particular job and that during the eighteenth and nineteenth centuries, craftsmen and tool makers made great progress in designing tools that would perform multiple jobs, thus improving the handling of tools as they worked on their projects. Kerry showed us the following:

1. Boxing tool — included a hammer, wedge and nail puller
2. Rule — it was a seven-in-one ruler; a square, compass, chisel angle grinding chisels) etc.
3. Combination of hatchet, hammer, wire cutter, punch and nail puller.
4. Brace — has monkey wrench, hammer and screw driver.

We appreciate Kerry sharing his fantastic collection with us.

FIFTH ANNIVERSARY

What a nice celebration. Spruce and Ronnie there - a birthday cake (two of them), nuts, soft drinks and coffee. We are indebted to Sue Acton for arranging for the refreshments. We had some 55 members there and in recognition of the fifth birthday we gave away five door prizes, (one for each year). The prizes and winner were:

1. Pipe Clamps - Dale Lewis
2. Fine Woodworking Book on turning - Tom Ellis
3. Chalk Line - Bill West
4. Warrington Hammer - Jerry Wilkinson
5. Qt. Deft Stain - Jerry Owen

Everyone should make a special effort to attend the Tenth Anniversary when there will be Ten door prizes given away. So, mark your calendar for 1993.

SPRING SHOW

Most of us know about, and understand, what is meant by a show, but just in case some don't here's what it is. An opportunity for the public to learn about us and what we stand for - excellence in woodworking. We have nothing against Arts and Crafts shows but the quality of their wood products just doesn't match up with ours. Everyone is encouraged to put something in the show - not try to show anyone else up, but to help us maintain our reputation. There are three general levels of woodworkerrs in our Guild - Novice, Intermediate and Craftsman. Each member decides for himself which level he is in and his work will then be judged with those on his own level. We probably don't have but a half dozen or so craftsmen so no one needs to worry too much about being in the wrong level. Our show in the Hoover Mall last September was seen by hundreds of passers by, and if we can find a better place for the Spring Show we may expose several thousand folks to the excellence of our work. It doesn't matter if your project is a bread board or a side board, so long as you have done your best to make it and finish it well. Guilds, such as ours, need an annual show. We attend our classes/seminars and have excellent

monthly programs designed to increase our knowledge of wood, finishing products and woodworking techniques, so if we don't have a show, how do we show each other and the public how much we have learned?

NEW MEMBERS

At press time we have two new members to report and hope there weren't others we didn't know about. If so, we will report them next month. As for this month these are new and we welcome them:

Ernest J. Wright
H. Stuart Chappell

AMERICAN CRAFT COUNCIL SOUTHEAST REGION

Spotlight '88: Southeast/Southwest Crafts will have a juried exhibition sponsored by the Southeast Region of the American Craft Council, the Kentuck Museum, the Alabama Crafts Council and the University of Alabama Moody Gallery of Art. This is a little different type show for most of us. The craftsman may submit up to three works for consideration, and each work may be represented by up to two 35mm color slides each and must be in by March 15, 1988. The works will not be judged by examination of themselves, but by slides only. If the work is accepted you will be notified and must bring the work to the Moody Gallery of Art by May 18, 1988. The works will be on display there from June 2 to July 1. If you want more information or need an entry form call Nelson.

NEED SHARPENING?

We are pleased to announce one of our members, Fred Sandlin, has started a much needed business for us woodworkers - **Fred's Sharp-N-Tool Service** at 1216 - 1st Avenue West, Alabaster. You may call him at 663-7524. He can handle circular saws, hand saws, mower blades, scissors, drill bits, knives, hedge cutters, chisels, axes, and just about anything else you may want sharpened.

MEETING NOTICE

Nelson made our last meeting time and date available to **Birmingham News** and hopefully it will be there from now on. This is the way it looked in the newspaper:

Meetings. . .

Thursday, Feb. 11

Magic City Writers, which includes serious writers of fiction and nonfiction, meet at 6:15 p.m. at the Vestavia Public Library.

Alabama Woodworkers Guild meets at 7 p.m. at Acton Moulding and Supply, Helena.

Maybe you can watch for this in case you don't get or lose your newsletter.

OUR ADVERTISING

President Brooks reminds us we should give serious consideration to buying our tools and supplies from our advertisers. We appreciate their support of our newsletter and, in addition, offer us a percentage discount on our purchases —

Acton Moulding
8 to 10%, everything

Birmingham Saw

5% on paying cash, or opening an account, but none on credit card

HGH Hardware

Must make application to get on computer list, then percentage depends on purchases each year.

SHOW AND TELL

It was good to see several members displaying their projects at the last meeting. Some of you guys are just great craftsmen. There were some really fine walnut, several drowered, velvet lined jewelry boxes; two superbly turned bowls (how did you get them so thin?) and mom and daughter (by size) shell topped jewelry boxes. We would like to see some of you other fellows' work too.

FREE WORKSHOPS

Announcing our first of many weekend workshops - the first two will be held at Acton's on the dates indicated:

1) Hand dovetails —

Instruction by Frank Jones —
March 12th — 9:00 A.M. till Noon.

2) Baudsaw dovetails —

Instruction by John Kitts —
March 19th — 9:00 A.M. till Noon.

These workshops will be instructional and **hands on**. If you are working on a project, or starting one, bring it to the workshop and get some free/expert advice. Other workshops are being planned so attend them and bring a friend.

1988 DUES

Have you forgotten your \$20/year dues were due January 1? We are preparing to go to press with a new Roster Book and those whose dues are not paid by April 1 will be **dropped** from the membership roll and excluded from the Roster Book.

We appreciate Kerry sharing his fantastic collection with us.

ALABAMA LUMBER

&

SUPPLY CO.


4204 1st Avenue, South

592-6331

Hardwood Lumber & Plywood


Builders & Cabinet Hardware

Ray & Ralph Zorn



Complete Cabinet
Hardware Supply

- ABRASIVES
- CABINET HARDWARE
- DECORATIVE WOOD MOULDINGS
- APPLIANCES
- COMMERCIAL HARDWARE
- GLUES
- LOCKS
- EXTENSIVE LINE OF WOODWORKING MACHINERY



3912 Second Avenue South
BIRMINGHAM ALABAMA 35222
TELEPHONE 205-595-4655


TIPS FROM YOUR SHOP (AND OURS)

SOFT TOUCH WITH STAIN

Using a paintbrush to apply oil-based stains works well enough, but cleaning the brushes afterward takes time and wastes paint thinner.

TIP: Use scraps of foam rubber as stain applicators. You can buy leftovers at crafts stores for pennies and cut pieces to just the size and shape to fit the staining job. The foam rubber reaches into corners and cracks while your hands stay clean. When finished staining, simply discard the applicator.

—Thornton H. Waite, Idaho Falls, Idaho



INJECTA
INCA
Wood
Working Machines

HEGNER
Scroll Saws
Makita
POWER TOOLS

VEGA
Wood
Working Machines

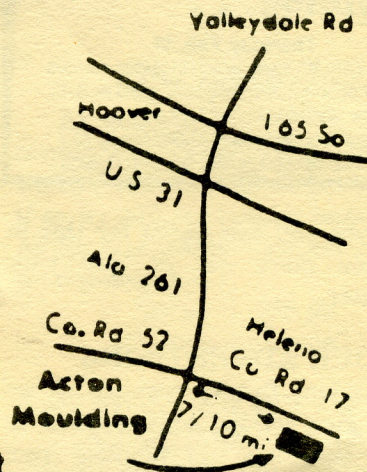

Record
Marples
Watco Stain
Minwax
Books
DML
Saw Blades
Router Bits

Mouldings
Stair Parts
Hardwood Lumber
Cabinet Plywood
Hardware — Handtools

Acton

Moulding & Supply

6 to 4:30 M-F. — 7:30-12 Sat.




County Road 17


Helena, Al.

205-663-0130

BIRMINGHAM SAW WORKS

P. O. Box 126 • Birmingham, Alabama 35201
Call Toll Free 1-800-289-SAWS • Mon. - Fri. 7 - 5
Powermatic — Delta — Freud
Easy Access From I-65 and Red Mtn. Xpressway




The Alabama Woodworkers Guild
P. O. Box 506
Helena, AL 35080

