



NEWSLETTER

VOLUME VI

NUMBER 12

DECEMBER 1988

*RUDE OSOLNIK - 9:AM SAT.
 ERNIE + SUSAN CONDYER
 DELTA ELECTRONIC? - POWERMATIC?
 GRADUATE SNORT OR LONG BED.*

OFFICERS

Nelson Brooks	President	Leonard Sanders	Newsletter Editor
Ron Acton	1st Vice President	Ivan Kronberg	Board of Directors
Frank Jones	2nd Vice President	Dale Lewis	Board of Directors
Walter Barnett	Treasurer	Leonard Sanders	Board of Directors
Kerry McCalla	Secretary	Anita Skocik	Board of Directors

PRESIDENT'S MESSAGE

Thank you! Thank You! I want to thank each one who made toys for our tot program. I think everyone who attended the last meeting was deeply touched by the number of toys, knowing they were going to make some kid smile on Christmas morning. I feel we have discovered the right way to do the tot program. Ben Neighbors, Tot Chairman this year, did an excellent job. Thanks Ben. I hope everyone will continue making some toys each month so we can break our record next year! Thanks again.

Please try to attend our Christmas Party, this is an excellent time to get to know each one a little better, and don't forget our workshop Dec. 10, with Rude Osolnik.

Happy Holidays

Nelson

CHRISTMAS PARTY

We probably wouldn't have published a Newsletter in December had it not been for the Christmas Party and another event spoken about elsewhere. We consider the Party as important to the welfare of the Guild as its monthly meetings because this is the time when we can eat, laugh and play together and with our spouses. It will be a covered dish affair (let's not have any affairs, now) where you will bring your favorite dish, whether it be meat, vegetable, salad or dessert. It is amazing how these dinners always turn out to have enough of everything. Plates and eating

utensils plus tea, coffee and bread will be furnished by the Guild. Bring the kiddies for there will be baby-sitting provided. Entertainment will be by Sue Acton's stage performers doing an Irma Bombeck play, and you know how funny her plays, books and stories are. We have been telling you the prizes for Toys for Tots will be drawn at the party. Remember, for each toy you made, your name went into the pot one time (10 toys = 10 times). Then there will be a drawing of those present for some gifts given by our advertisers, and they were really fine gifts last year. The Party will be held in the social hall of the Helena United Methodist Church. It isn't far from Acton's. The road in front of Acton's is Hwy. 17, running East and West. Go west from Acton's about two blocks (+/-) and turn right on Hwy. 58 some .4 mi (about 6 blocks) and you are there, on the right. You can't miss it. Come at 6:00 for a little socializing and we plan to eat at 6:30.

ELECTION OF OFFICERS

If you were at the November meeting you know we elected Officers and Directors for 1989. The following slate was presented, and there being no nominations from the floor, were duly elected:

President	Nelson Brooks
Vice Pres.	Ronnie Acton
Vice Pres.	Frank Jones
Treasurer	Walter Barnett
Secretary	Kerry McCalla

Directors

Jim Caldwell
 Ivan Kronberg
 Dale Lewis
 Ben Neighbors
 Leonard Sanders
 Anita Skocik

LAST MEETING - NOVEMBER

What a wonderful turnout, we had some 85 woodworking enthusiasts present. It was good to see our photographer, Bill Hayley, back after an extended illness. The program was presented by Russ Butler of the American Saw Company, makers of LENOX band saw blades. We learned there is a whole lot more to making good band saw blades than we knew before. Most of us aren't concerned with metal cutting, but those that are have a heat problem that has to be contended with. Woodworkers, aluminum and plastic woodworkers don't have to overcome heat. The teeth on the blade are arranged in various ways, but the most popular arrangement is to have Left, Right and one in between to clean out the cut, meaning one tooth bent Left, one tooth bent Right, and one straight tooth in between to clean it out. It is recommended that the blade be waxed for maximum efficiency in cutting aluminum. Mr. Butler says the resawing industry is growing tremendously and are finding the horizontal band saw to be more efficient than the vertical. Upon being asked why resawing is so important, he replied if all lumber were sawed at the saw mill a tremendous waste occurs due to the kerf made by those monstrous saws, whereas the kerf of

a band saw wastes much less. This is important when dealing with expensive and exotic woods. The question of Bi-Metal blades was asked and he answered these blades are primarily for metal cutting and are not recommended for woodworking. We appreciate Mr. Butler's coming to our meeting in the evening after having spend the day at a show in Chattanooga (some 165 miles away).

TOYS FOR TOTS

What a grand and glorious event our November meeting was. The quality and variety of the toys made by you folks are absolutely extraordinary. If you recall, a goal of 500 toys was set back in the summer. Well, at the close of the meeting there had been recorded a total of 529 toys, with more to come. Remember you can still participate by bringing your toys to the Christmas Party. Anita Skocik was selected to represent us on the Tom York Show the day after the election. She was cut off during her presentation due to the station's preempting the program to bring President Elect Bush's news conference. She has been invited back on November 29th, and if you get this in time to see her, tune in between 9:00 and 10:00. A representative group of the toys you all made has been withheld from those already delivered to TFTs. These toys will be on display at the Christmas Party for those of you not present at the November meeting and for the spouses who wouldn't have a chance otherwise to see them. As President Nelson said, we may have found our niche in the scheme of things by making toys.

KERRY'S ANTIQUES

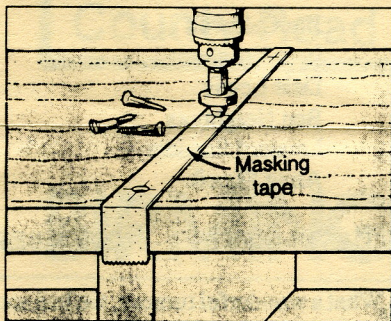
He never fails to bring interesting tools and also never fails to make his presentation in an informative, interesting and humorous manner. He showed us a plane designed to make a rubboard (like they used in hand washing). It has a grooved bottom and appears it would get the job done. A miniature back saw - it appears to be about 2-3 inches long with about a 1/2" wide blade. A marking gauge, containing a mortise gauge, and an interesting hard insert dovetailed on the sliding surface. Thanks Kerry.

QUICK, CLEAN DRILLING GUIDE

It's a challenge to center the bores on the opposite side of a butt or dado joint for a divider or shelf. You can mark the line with a faint pencil mark, but you'll do extra sanding on the unfinished wood to remove each mark.

TIP: Place a strip of masking tape matching the width of the divider or shelf along the desired line, mark the hole locations on it, then drill away. The tape reduces the chances of chipping, and it pulls off easily without leaving layout marks.

—Don Oliver, Nederland, Texas

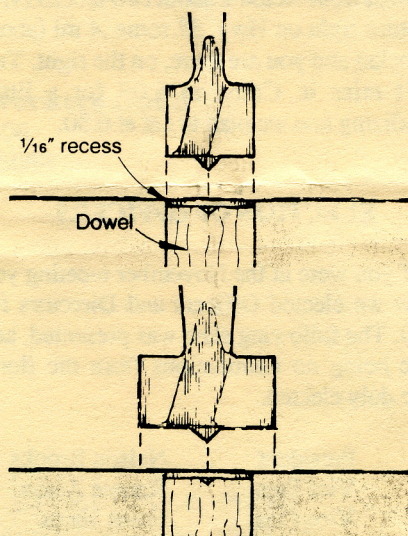


HERE'S HOW TO CENTER A BIT IN AN EXISTING HOLE

Enlarging a hole in wood or other material requires a lot of guesswork to start the bit in the exact center.

TIP: Insert a scrap of dowel the diameter of the existing hole and slightly recessed—about 1/16". Fit a drill bit the same size of the hole into the recess and tap the end of the shank just hard enough to mark the dowel center. Use this mark to start drilling the larger hole.

—Ed Good, Nordland, Wash.

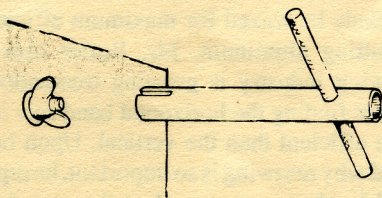


LOOSEN WING NUTS

A tight wing nut can chew up fingers before you get it loosened.

TIP: Make a special wrench out of a 12" length of 1/2" diameter electrical conduit and a 4" length of 1/4" steel rod. With a hacksaw, cut notches 3/16" wide and 1/2" deep in one end of the conduit, as shown below. About 3/4" from the opposite end, drill a 1/4" hole, insert the steel rod, and glue in place with epoxy. Keep one wrench with your router table.

—Lloyd T. Murphy
Oak Ridge, Tenn.



Complete Cabinet Hardware Supply

- ABRASIVES
- CABINET HARDWARE
- DECORATIVE WOOD MOULDINGS
- APPLIANCES
- COMMERCIAL HARDWARE
- GLUES
- LOCKS
- EXTENSIVE LINE OF WOODWORKING MACHINERY



3912 Second Avenue South
BIRMINGHAM, ALABAMA 35222
TELEPHONE 205-595-4655

ALABAMA LUMBER & SUPPLY CO.

4204 1st Avenue, South
592-6331

Hardwood Lumber & Plywood
Builders & Cabinet Hardware
Ray & Ralph Zorn

Our toys might kind of put this part of our program in the background. However, Jim Craig brought some artwork he has made in the form of, for lack of a better term, plaques or wall hangings. They are scenes made from assembling various colored woods cut to make the scene complete. More of you would enjoy showing us some of your work if you just would. Bring 'em on down.

WHATCHAMACALLIT NIGHT

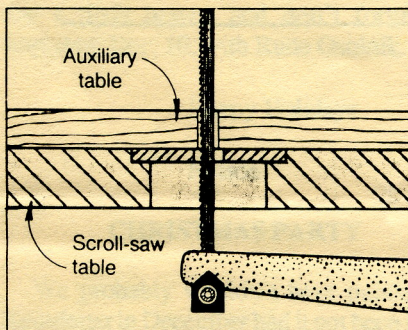
President Nelson believes most of us have a jig, a tool we can't identify, a puzzle we can't work, a strange looking object until you know what it is, that sort of thing. If you will search around you can come up with something fitting this description. See if you can stump the group with your treasure.

GET EXTRA LIFE FROM SCROLL-SAW BLADES

Normally, only about one-third of the length of a scroll saw blade is used. When that section becomes dull, nearly two-thirds of the blade remains sharp.

TIP: Take advantage of the upper one-third of the blade by building an auxiliary table of a thickness of your choosing. For instance, make the auxiliary table $\frac{3}{4}$ " thick if you cut a lot of $\frac{3}{4}$ " stock. Clamp this spacer to the table of your scroll saw, or attach it with double-faced tape. The auxiliary table will limit the thickness of the material you can cut, but in most cases, the stock will be thin, anyway.

—Elvin Perry, Manteca, Calif.



The Arrowmont School of Arts and Crafts workshops in Gatlinburg will be held as follows:

2/27 – 3/3/89 Del Stubbs – Woodturning intermediate and advanced (basic turning background necessary).

3/6 – 3/10/89 Del Stubbs

3/13 – 3/17/89 David Ellsworth – Woodturning. Hollow vessels, beginning to advanced working with green material.

3/20 – 3/24/89 Ernie Conover – Woodturning. Tools and techniques, beginning to advanced.

For further information, cost, etc., write Arrowmont School of Arts and Crafts, P.O. Box 567, Gatlinburg, TN 37738, or call 1-615-436-5860. After seeing Rude Osolnik in December you may find you want more instructions on turning.

WORKSHOP IN MEMPHIS

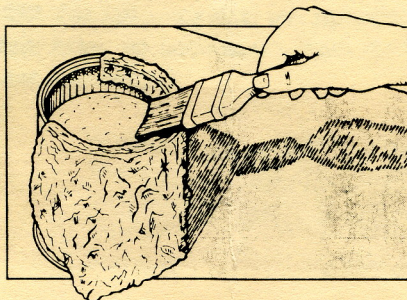
Phillip Stafford will be doing a workshop on Windsor Chairs at COLCO (formerly Hardwoods of Memphis) on January 14, 1989 from 9:00 to 3:00 for a cost of \$30. He has been featured in several magazines and builds rocking and Windsor chairs. For more information call Chris Crisler, at 1-901-452-9663. You may write them at 2631 Jackson Ave, Memphis, TN 38182.

PUT A BIB ON MESSY CONTACT CEMENT CANS

Drippings from your brush can quickly coat the rim of a container and dry, making it practically impossible to put the lid back on tightly. A poor seal will allow air to harden the remaining cement.

TIP: Form a piece of aluminum foil into place as a bib along at least half of the can's rim. This will catch the inevitable overflow of glue, preventing rim gum-up.

—James Moffat, Allentown, Pa.



We have had workshops before, but this time we have something special. Rude Osolnik from Berea, Ky. will put on a turning workshop beginning at 9:00 on Saturday, December 10, 1988. Mr. Osolnik is in great demand all over the country, and we have pulled a coup getting him here. He was head of the woodworking department at Berea College for many years prior to his retirement in 1978. He has over 50 years of turning under his belt and enjoys imparting his knowledge and skill to others so they, too, can enjoy the art of turning as much as he has. His articles have appeared in Fine Woodworking several times principally because he has a message to give that can't be obtained elsewhere. It will be necessary to charge \$15 for the workshop. Where else can you participate in a workshop with a nationally known artist, with no travel expenses, with your lunch furnished (by the Guild) at a place as interesting and adequate for the purpose as Acton's. Try to be there a little early so we may get the administrative business over with, then we can get on with the workshop. What an opportunity this is for us.

BUY – SELL – TRADE – BORROW

If you want something listed like any of these, let the editor know (he appreciates the response to obtaining a copy of a back Woodsmith issue). From last month, the following are still available:

Table Saw, 8", 1/2 HP motor, \$125.
Cliff Phillips – 822-3574

Jointer, 4", stand & motor, Sears, \$95.
Leonard Sanders 822-6876

SPRING SHOW

It's time to start planning and building something for spring show 89. We hope to have it late April or early May. For our newer members this is a juried show. If you want to enter but not judged, that's OK. But we want a lot more people involved this year. More about this later. Several people are almost finished with this!!

INJECTA
INCA
Wood
Working Machines

HEGNER
Scroll Saws
Makita
POWER TOOLS

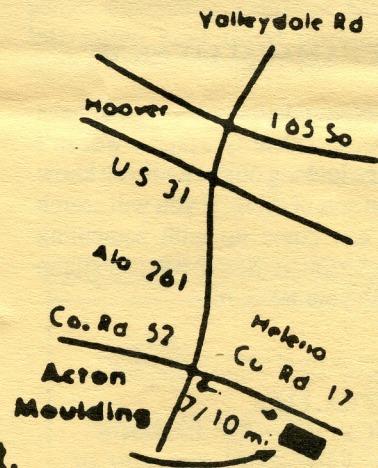
VEGA
Wood
Working Machines

Record
Marples
Watco Stain
Minwax
Books
DML
Saw Blades
Router Bits

Mouldings
Stair Parts
Hardwood Lumber
Cabinet Plywood
Hardware — Handtools

Acton
Moulding & Supply

6 to 4:30 M-F.—7:30-12 Sat.




County Road 17

Helena, Al.

205-663-0130

BIRMINGHAM SAW WORKS

P. O. Box 126 • Birmingham, Alabama 35201
Call Toll Free 1-800-289-SAWS • Mon. - Fri. 7 - 5
Powermatic — Delta — Freud
Easy Access From I-65 and Red Mtn. Xpressway



The Alabama Woodworkers Guild
P. O. Box 506
Helena, AL 35080

