

# NEWSLETTER

VOLUME IX

NUMBER 4

APRIL 1991

## OFFICERS

Jim Caldwell . . . . . President  
Dale Lewis . . . . . Vice President  
Roy Bates . . . . . Secretary-Treasurer

## DIRECTORS

Frank Jones  
Mike Key  
Ben Neighbors  
Harold Phillips  
Bill Purson

## EX-OFFICIO DIRECTORS

Nelson Brooks  
Spruce McRee  
Leonard Sanders

## PRESIDENT'S MESSAGE

The Spring Show is shaping up to be a great event for the Guild as well as Sloss Furnaces. Please fill out the form in this letter and let us know what you plan to enter. The gallery space is a bit limited but we think we will be able to accommodate everyone. The gallery exhibit will be up for two weeks.

Space for demonstrations on Saturday, May 25, is almost unlimited so if you have any ideas or want to participate please contact Ed Sheriff. We will be using the "Casting Shed", the large metal roof structure on the West end of the furnace tower. Power is available and 40 ft. ceiling to keep the sun off. We couldn't ask for a better setting to show off some of our skills. The Sloss folks will be mailing out information to their mailing list of several thousand plus we plan on newspaper ads. We should have a nice turnout for the day.

The Birmingham Art Museum currently has a large collection of 17th century furniture on display as a part of the "Stuart Legacy" exhibit. The exhibit will run through May 7, 1991. If you have an interest in period furniture, check it out.

The club is purchasing some chairs for additional seating on meeting nights. I hope these will be available for the next meeting. They will be more comfortable than the benches and increase our audience capacity.

If you need something from Acton's, especially in quantity, let Ron know before the meeting night and he will make sure that he has it on hand. Ron has a great sale coming up that will coincide with the next meeting. If you did not get a sale flyer at the last meeting drop by the store and pick one up. Ron is contributing 5% of value of

our purchases to the Guild. Let's support him whenever possible.

Jim Caldwell

## NEXT MEETING APRIL 11, 1991 • 7:00 P.M.

Dale Lewis, Vice-President and program chairman for 1991, announced at the March meeting he wants us, the members, to scrounge around our shops and collect any and all jigs, especially router jigs, we have and are using in our shops. At first you may think, well I don't have anything those talented woodworkers would be interested in. Wrong, wrong, wrong. Anything that helps you to make identical cuts on several pieces of wood, for instance, qualifies. If you have a jig, no matter how elementary you may consider it, that helps you cut tenons on your table saw or band saw is something we all would be interested in. The sliding cut-off table Michael Healy brought last month is an example. Maybe you have a way of cutting box (square) joints on the table saw — we would like to see it. Featherboards you have made is another one. Seriously, you are invited to bring your jigs and help the rest of us enjoy our woodworking more by benefiting from your experiences.

## LAST MEETING • MARCH 1991

As announced, Randy Cochrane from Decatur, Al. brought us our program. Randy is a professional woodworker after having spent some years at a drawing board designing machinery and teaching school. Now he will build you most anything you want built. He shared with us that he is in

the middle of making fifty cabinets of cherry for Colonial Williamsburg. He also is noted for his chairs, and it is about this he spoke to us. He brought a low stool, a high stool and a rocking chair as examples. They are not necessarily like any other chairs you have ever seen because Randy is also a designer. The dining chairs were different to look at, but lovely to behold. The structural aspects of his chairs impressed all of us. There just isn't any way those chairs or stools will ever come apart. The rocker, made of cherry, has a cow hide stretched over it. The leather was installed wet so when it shrunk it was tight, and he said it has been holding like that for several years. An interesting revelation is when he has a lot of shaping to do he uses a side grinder with course grit to get the job done, later finishing up with finer grit paper. He says he got into chair making by the seat of his pants, and declared there was no pun intended. We do appreciate his coming this distance to enlighten us about some of the aspects of chair-making.

## SHOW AND TELL

We appreciate your bringing some of the fruits of your labor to the meetings and letting us benefit from them. Charles Brown shared some real mahogany seed pods from which craftsmen create interesting decorations; a bowl made of purple heart by Leonard Sanders; a compass, adjustable clamps and a sliding cut-off jig for the table saw by Michael Healey; and some duck decoys by Jerry Vines. They brought their things last month, now you bring something this month.

## DOOR PRIZE

We continue this practice because we think it is important that you sign the attendance forms provided by the coffee pot (supplied generously by Ronnie and Sue) each month so we may know who is attending the meetings. We have grown tremendously in recent years and have reached the point just looking around and trying to remember who was there won't do it anymore. For instance, we had 91 present last month. As an enticement to

encourage you to sign in, we give a nice door prize each month valued in the \$10 to \$12 range. Last month Fred Sandlin was drawn from the attendees and got a Pony Bar Clamp for his trouble. So, sign in please.

## TREASURER'S REPORT

Roy Bates, Secretary-Treasurer, gave us our first such report for the new year, and we were glad to hear all's well with our finances.

## ROCKING HORSE EXPERIENCES

President Caldwell thought it would be well if some of you would make a contribution to the Newsletter and since our long-time member, Ed Ramsey, has made a significant addition to our annual shows by making the most fantastic rocking horses most of us have ever seen, he was asked to give us a story of some of his experiences in getting into making them, and making them.

## ROCKING HORSE EXPERIENCES by ED RAMSEY

When Jim Caldwell asked for a statement about my rocking horse experiences, my first thoughts were of sanding, sanding, finishing and other "instant gratifications" that one receives from working with wood. Many times the woodworker becomes so involved in technique, that he fails to enjoy the long-term pleasures to be derived from the project. With that thought in mind, I would like to reflect on some of the enjoyment Dot and I have received from a few wooden horses.

The first horse, donated to the 1985 Toys for Tots, didn't auction for as much as some thought it should, but the

congratulations from the members made it all worthwhile. An interior decorator from Atlanta saw the horse and wanted a duplicate for his children. I was so flattered I invited him to lunch. Through this individual we were invited to Atlanta for a visit with the purchasing director of the Toy Division for Neiman Marcus.

At the Hoover Mall show, there are memories of Craig Nutt's glowing remarks, Mrs. Bromberg's request for a duplicate horse, and Frank Jones informing the group that I was no longer classified as a novice woodworker.

One can never forget the little boy, at the last show, talking to a mahogany horse while stroking its mane. Listening to Dale Lewis and Ivan Kronberg give their glowing assessment was gratifying. Weeks later, Leonard Sanders kept the glow going in the Newsletter with his kind remarks about the People's Choice winner.

We have also used the rocking horse as a point of interest as we travel. There have been visits to toy museums and antique shops with horse collections dating back to early 1800's. Once a nice couple in an English Pub just had to show us their old family steed. A dull shopping trip to Harrods of London suddenly turned into an interesting day when we came to the toy department. This place had friendly clerks and dozens of beautiful, hand made, wooden rocking horses.

One very enjoyable experience has been our association with the Anthony Dew family. Anthony is author of MAKING ROCKING HORSES and is owner of The Rocking Horse Shop in the beautiful village of Holme Upon Spalding Moore, near York, England. Anthony's shop would make an interesting field trip for our Guild.

The point is, if we think of our hobby as a source of pleasure beyond the hands-on application, the few hours of sawing, sanding and finishing can be parlayed into years of pleasant experiences.

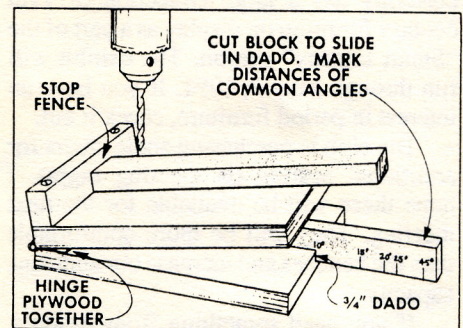
## DRILLING JIG IMPROVED

It was a great help to use the angled drilling jig (*Woodsmith* No. 35, page 22) to drill the slanted pockets for the wing struts in the biplane. But I found it even easier when I made a modification on the jig.

One of the problems I noticed was that the small wooden block between the two pieces of plywood tended to slip and move around. By the time I measured the correct distance between the two pieces of plywood, inserted the small block, and then correctly positioned my workpiece on top, the block would move.

I solved the problem by cutting a  $\frac{3}{4}$ "-wide dado in the base piece of plywood before attaching the hinges. I then cut a new longer block that would fit tightly into the dado but could still be removed.

I also marked distances on the block that would indicate commonly used angles.



This saved the often inaccurate job of measuring the height between the two plywood pieces at a specific indexing point.

Robert K. Graul  
Alton, Illinois

## Complete Cabinet Hardware Supply

- ABRASIVES
- CABINET HARDWARE
- DECORATIVE WOOD MOULDINGS
- APPLIANCES
- COMMERCIAL HARDWARE
- GLUES
- LOCKS
- EXTENSIVE LINE OF WOODWORKING MACHINERY



3912 Second Avenue South  
BIRMINGHAM, ALABAMA 35222  
TELEPHONE 205-595-4655

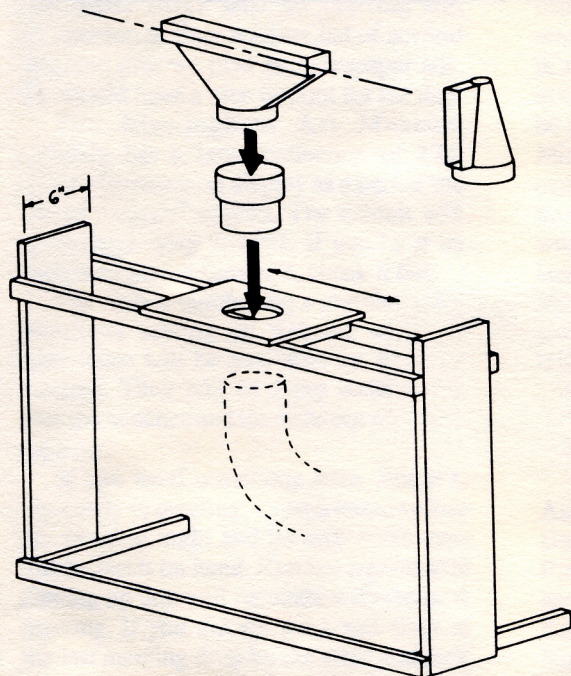
Alabama Woodworkers Guild Newsletter is published monthly for its members and other interested parties. Guild meetings are held monthly on the second Thursday at 7:00 P.M. at Acton Moulding & Supply Co. Information concerning the Guild may be secured by writing P.O. Box 506, Helena, Al 35080 or calling the Editor, Leonard Sanders, at 822-6876.

It is such a pleasure to have a list of new members to introduce to our older members each month. It is hoped you older members are greeting them and introducing yourselves to them. You new members should know that when your name and address is submitted to our printer for inclusion on the mailing list, he also prepares a name tag for you. You may not get it at the next meeting, but seldom do you have to wait more than two meetings. The tags are displayed near the coffee pot table, and we encourage you, and everyone else, to wear them. Listed below are our newest new members:

Brasher, Jack	Johnson, Waverly
Brown, W. O.	Jacobs, Allen
Crabtree, Roger	McKinnon, Joseph
Craig, Hugh	Newell, C. P. (Chuck)
Davies, Hugh	Rader, Roger
Franklin, Carl	Schoppert, George
Hand, David	Smith, Charles
Harrison, John	White, Joe
Holmes, Tim	Wright, Mike

### DEAN BLACK

We can't let pass a significant event like seeing our old friend, Dean Black featured in KUDZU, in the Birmingham Post Herald. Our Guild has enjoyed several trips to Springville to visit his shop and have him demonstrate his enormous talent with wood. His shop is a show place, especially since he has moved into larger quarters and added even more equipment. He is always gracious when any of us visit him, and you are encouraged to do so any time. Congratulations to Dean, and we hope he will continue his considerable success and his generosity with us mortals.



There have been considerable notice and conversation about our Spring Show, and it is hoped you are responding by preparing your best projects for it. Ed Sheriff is chairman of this year's show, and he has already put considerable time into making it happen. We believe enough has been said to cause you to want to enter your work so no more will be said here about that. There are some things we need to know and abide by to make it click, however. Quoting from a notice prepared by Ed, please be advised of the following:

The spring show will be held at Sloss Furnace with judging expected to start at 10:00 a.m., Saturday, May 25, 1991. The exhibit space is rather limited, but we believe that there will be space available for everyone to display for the full two-week period. To ensure this, detailed planning will be required, and each woodworker will be limited to entering three pieces. Everyone is encouraged to enter. The ribbons and categories will be the same as last year. To aid in the planning and to enter the show, please (you must) fill out the entry blank below and mail it to Ed Sheriff by May 1, 1991, or bring it to the April meeting. The latest entry blanks may be submitted is May 1, 1991.

### ENTRY BLANK - WOODWORKERS SPRING SHOW

All members entering the Alabama Woodworkers Guild Spring Show should complete the following and mail to Ed Sheriff, 5108 Cameron Road, Birmingham, AL 35242 by May 1st or bring it to the April meeting.

<u>NAME OF PIECE</u>	<u>DIMENSIONS (in.)</u>	<u>FLOOR. TABLE. WALL</u>
1.		
2.		
3.		
Your name: _____		

### ADAPTER FOR LATHE DUST COLLECTION

Assuming one has a vacuum dust collector, to adapt it for sanding on a lathe the primary piece is a "boot" normally used in a forced air heating system to bring the warm air through a floor opening. These are available from heating contractors for less than \$10. They have a rectangular outlet measuring 2-1/4" x 12", and a round inlet, typically 5" in diameter.

My dust collector uses 4" diameter flexible hose, and I purchased a 4" to 5" quick disconnect (part #50-196) from my Delta supplier to connect the hose to the boot. A piece of 1/4 x 8 x 12 plywood supports the quick disconnect and boot on a pair of slides which are approximately as long as the lathe and fastened to upright supports that measure 6 inches wide. The height of the slides above the floor is set so that the center of the horizontal boot opening is the same height as the lathe spindle. The 1/4-inch plywood has two

6-inch spacers on its underside so that when it is set on the slides, the spacers allow it to be moved along the slides. The whole unit is positioned behind the lathe.

The boot is available with outlets that, when in position, will be horizontal or vertical. The horizontal opening is ideal for spindle sanding and the vertical opening works well with bowl turning.

*James Engb  
Rochester, MN*

Articles reprinted  
with permission.

# ACTON **SERVISTAR**®

## HARDWARE


Record  
Marples  
Watco Stain  
Minwax  
Books  
Saw Blades  
Router Blades  
Electrical /  
Plumbing Supplies

CUSTOM / STANDARD  
MOULDINGS  
STAIR PARTS  
HARDWOOD LUMBER  
CABINET PLYWOOD  
HARDWARE — HANDTOOLS  
(TRADE DISCOUNTS)

POWER TOOLS:  
Makita  
Porter Cable  
Black & Decker  
Bosch  
Skil

**Guild Nite Special!!**

15% off all items in store,  
except Sale items






205-663-0130

1-800-228-0474

8 TO 6 M-F — 7 to 12 Sat.

# BIRMINGHAM SAW WORKS

P.O. Box 126 • Birmingham, Alabama 35201  
Call Us Toll Free 1-800-289-SAWS • Local 252-9757  
Since 1885



**The Alabama Woodworkers Guild**

P. O. Box 506  
Helena, AL 35080

