

NEWSLETTER

VOLUME XIII

NUMBER 10

OCTOBER 1995

OFFICERS

Mike Key..... President
Wallace Williams..... Vice President
John Parker..... Secretary-Treasurer

DIRECTORS

Charles Ard
Dan Browning
Frank Jones
Dale Lewis
Ben Neighbors
Harold Phillips

PAST PRESIDENTS

Spruce McRee 1983 - 1986
Leonard Sanders 1987
Nelson Brooks 1988 - 1989
Jim Caldwell 1990 - 1991
Fred Baker 1992 - 1993
Ed Sheriff 1994

PRESIDENT'S LETTER OCTOBER 1995

The 1995 Toys-for-tots program was officially kicked off by Mr. Toys-for-tots Ben Neighbors. At the September meeting, Ben brought in representatives from Children's Hospital and the Helena Police Dept. to share their thoughts on our participation and to give some guidelines on what they need most. Ben also gave some useful examples of what type of toys to make. These were not the only toys you can make, however. We can all make a child very happy and make ourselves happy in the process by making any toy we want to. The deadline for toys is the November meeting, but as always we will take toys at the Christmas party. Let's all try to make at least one toy to give away at Christmas.

We had a good show of hands for a turning seminar to be held by Mr. Chris Stott on Saturday, Dec. 2. Chris is a British woodturner who is being sponsored by John Jordan. He specializes in turned boxes. This should be a good seminar, and the price for the seminar is only \$25.00 per person. Let's have a big turnout and see how they do things in England.

Charles Ard (chairman), Dan Browning and Charles Yerby are the nominating committee for officers for next year. They will present the list of very distinguished nominees for next

year. If you are interested in one of the spots, Charles would love to hear from you.

See you at the meeting
Mike

NEXT PROGRAM OCTOBER 12, 1995 · 7:00 PM

Wallace Williams has done an outstanding job of bringing us timely and interesting programs this year. However, when the program Vice-President comes up empty handed he is expected to do the job himself. That's what's happening this month. Wallace, no slouch at woodworking himself, is going to demonstrate laminated bending which is accomplished by laminating thin strips into a curved shape. A native of Tennessee, graduated from Vanderbilt University, came to Birmingham in 1968 with South Central Bell, started and raised five children and adopted woodworking as a hobby. With a background like that how can we miss by attending the next program?

LAST PROGRAM SEPTEMBER 1995

As advertised in the last newsletter, Nelson Brooks "did his thing" with a program we will all

remember even though some of us did not completely understand all he told us. Segmented turning is an art all to itself. It takes total concentration and patience to tackle this art, and Nelson obviously has enough of both to be good at it. He referred us to an article in FINE WOODWORKING some ten years ago in which segmented turning was featured and to Ray Allen who was featured in AMERICAN WOODTURNER, the publication of the Association of American Woodturners. It was these articles that set him on the path to explore this tedious and time consuming form of woodworking. When he begins a project, he starts with drawing a plan of the object to be constructed. Most of his work involves 16 pieces to a "ring" or 8 pieces to a "ring." A ring is one layer of the build-up of a bowl or vase. To get 16 pieces to form a perfect ring (or layer) your miter should be set at $11\frac{1}{4}^\circ$ and for an eight piece layer set your miter at $22\frac{1}{2}^\circ$. Nelson suggests you should glue one-half of a layer at a time and put the two pieces together. There is no room for gaps or errors—if you leave a gap between two of the pieces, there will be a gap in the bowl or vase when you have finished. He suggests the pieces (all sixteen or eight) should be thoroughly sanded on all sides before gluing. Nelson used TITEBOND glue but is experimenting with GORILLA glue. Titebond sets up faster than Gorilla. He

has built a press for gluing the odd shaped parts of a bowl or vase one layer at a time. The pressure is more uniform this way, and after about an hour the glued up candidate can be turned. It was interesting to learn the progressive turning he engages in. Once a layer has been glued to the bottom, it may be turned bearing in mind what shape you ultimately want to achieve. This progressive turning includes the inside of the vessel as well as the outside. For finishing he used either Water-Lux varnish or wzx. Thanks, Nelson, we appreciate the time you put in getting ready for our program.

SHOW AND TELL

Only one this month. Bob Fortner has made a bi-plane book shelves and what-not. The wings are the shelves and in the center is the engine with a working propeller and wheels. A pilot is also at the controls. Nice job, Bob.

ACTONS CHECK

We were, as always, pleased to receive a \$30 check from Ronnie representing a return to the Guild on purchases by our members during August. We appreciate this donation each month, and this should be an incentive to buy more from ACTONS and get a member's discount and the return to the Guild.

Alabama Woodworkers Guild Newsletter is published monthly for its members and other interested parties. Guild meetings are held monthly on the second Thursday at 7:00 PM at Acton Moulding & Supply Co. Information concerning the Guild may be secured by writing P.O. Box 506, Helena, AL 35080 or calling the Editor, Leonard Sanders, at 822-6876.

THE SHOW

Our 1995 SHOW is now history but not forgotten. One element of our annual show is the PEOPLE'S CHOICE voting. Voting slips are provided and a box with a slot in the top is conveniently placed so everyone attending the showing will have the opportunity to vote on which entry he considers the best of the show. It is quite an honor to be singled out as having the best piece in the show and denotes the considerable time and effort that went into its making. Being one of our most talented woodworkers this gentleman, FRANK JONES, who built a bombe chest of drawers was that person who everyone thought had the best of the show. That doesn't mean there weren't other serious considerations, there were, but it does mean that in the opinion of the several hundred visitors, Frank's chest deserved to win this year. Congratulations, Frank.

JOHN JORDAN

This paragraph is headed up that way because most of you know who John Jordan is. What you don't know, until I tell you, John has contacted Harold Phillips with a proposition. An Englishman by the name of Chris Stott is coming to the U.S. this fall and John is interested in getting him some appearances to help him defray some of the expense of his trip. Chris is a professional turner just as John is and that is how they got to know each other. By a show of hands at the September meeting it was obvious there was considerable interest in having another Saturday seminar in December. We were able to break even when John was here with a charge of \$25, and we believe it will still be the same for another one. As time goes by, there will be more in the newsletter and announcements at the meetings.


H O T D O G

Get out your calendars so you may mark them for the SECOND annual wiener roast given by Frank Jones. Those who attended the FIRST last year

came away pleased they had attended. While Auburn will be playing Florida the day of the roast, the game will be over in time to make Frank's party. Now, it will be on October 14th at 5:30 PM and lasting until all the hot dogs are eaten. You are not asked to bring anything, Frank will supply all the food and drinks, just bring yourself. Where does the party take place? About a mile on down the road (east) from Acton's you will see a white fence on the right and there are two columns at the entrance to the driveway with an "S" on them. When you have found the place, drive right in and ENJOY. Please come to the October meeting prepared to tell Frank how many of your family are coming.

DOOR PRIZE

As it is our custom, there is a door prize given to those who bother to sign in on the attendance sheets upon entering Acton's. To win the prize someone is asked to select a number between zero and the number of the last person to sign in and that person who has the selected number wins the door prize. While it isn't much money, it is \$15 which can be spent at Acton's and there isn't a one among us who doesn't need something for our shop that costs \$15 or less. The September winner was John Tow. Have fun John.



THE TOYS FOR TOTS PROGRAM

Yep, it's that time of year again, and the time left in this year is rapidly fleeing. It behooves us to seriously enter into this program without hesitation or restraint. This is much more important than the ANNUAL SHOW because the children are the beneficiaries of our labors. BEN NEIGHBORS has been our Toys for Tots chairman for several years, now. He has been very successful in persuading us to "get with the program" and turn out ten toys each. There are separate and special prizes of tools and shop supplies that are awarded by lottery to the members who make ten toys, or more, each. These prizes are awarded at our annual Christmas Party held annually at the Helena United Methodist Church social hall. This is Sue's and Ronnie's church, and it is through their endorsement the church permits us to have our party there. Ben, through his experience with this project, has heard all the moaning and groaning about what one should make, where plans or ideas may be found, etc. There are several books on toys you may buy and there are many ideas (many with plans) contained in the several woodworking publications available for subscription or you may check our Guild library with the People's Choice Frank Jones officiating in his capacity as

Librarian. The toys do not have to be elaborate, and we now learn they don't even have to be finished. However, if you do not finish them with paint, varnish or wax you should by all means sand them to perfection. At our September meeting was Susanne Reeves, spokesman for Children's Hospital who take a large percentage of our output for the patients there. The other agency that takes the rest of the toys is the Helena Police Department who compile a list of needy children in the Helena area and fill their wishes from our toys. Sgt. Carter was present to thank us for last year's contributions and express the hope we will come through again for them. Ms. Reeves passed out a listing of the preferred toys the children like most, and Sgt. Carter seconded her motion regarding the list. Here is a partial list of the needed toys and from this list you may want to exceed it by making whatever may pop in your mind from reading the list. Since we would like to have all toys in at the November meeting, please get some wood and make at least ten toys. Here is the list:

UNFINISHED ITEMS for the children to paint might be small cars, planes, trucks and trains. Animals go well in this category.

UNFINISHED PICTURE FRAMES

The children love picture frames—they use them for parents pictures and pictures of their friends at the Hospital.


WOODEN SHAPES Such as circles, squares, ovals and rectangles with a small hole drilled at the top so as to be used as an identification for a key chain.

WOODEN PUZZLES These can be lots of fun both to make and to solve their mysteries. Jig saw puzzles are easy to make on a scroll saw.

WOODEN ANIMAL SHAPES Kids love animals and no matter how and of what you make them, you will have made a friend for life if you produce an animal for a kid to love. (They do that, you know)

WOODEN LIVING CENTER Kids love to play-like. They love to cook, clean the house and tend to the kids. So, if you feel inclined, the Children's Hospital would love to have a stove, sink, work bench or refrigerator. These "appliances" need only stand 12 to 15 inches high. A little plywood is all you need to do this job.

Good luck and have fun. This really is a lot of fun and an enormous amount of satisfaction is to be derived from participation. Besides, you might win a prize at the Christmas party also.



Popular Woodworking

ACTON **SERVISTAR**®

HARDWARE

Record
Marples
Watco Stain
Minwax
Books
Saw Blades
Router Blades
Electrical /
Plumbing Supplies

CUSTOM / STANDARD
MOULDINGS
STAIR PARTS
HARDWOOD LUMBER
CABINET PLYWOOD
HARDWARE — HANDTOOLS
(TRADE DISCOUNTS)

POWER TOOLS:
Makita
Porter Cable
Black & Decker
Bosch
Skil

Guild Nite Special!!


10% off all items in store,
except Sale items.



205-663-0130

1-800-228-0474

8 TO 6 M-F — 7 to 12 Sat.



The Alabama Woodworkers Guild
P. O. Box 506
Helena, AL 35080



928 North 28th Street Birmingham, AL 35203

P. O. Box 12264

Local (205) 328-4300

Bham, AL 35201

Call us Toll Free 1-800-289-SAWS

SAW WORKS

JOS. THUSTON AND SONS

10% Off to all Guild Members.

001-595



U.S. POSTAGE
00.32
METER 437524