

# Guild News

VOLUME XV

NUMBER 11

NOVEMBER 1997

## President's Letter

Our next meeting, (11-13-97), is always one of the most important of the year for the Guild. There are a couple of reasons for this. One is the annual election of Officers for the next year. The proposed slate of Officers for 1998 was submitted by our Nominating Committee at our last regular meeting. At the November meeting, the floor will be open for additional nominations. A vote will then be taken to formally elect the 1998 Officers.

The next reason this upcoming meeting is so important is the focus on the "Toys for Children" program. This is always a highlight of the year. As you know, our goal is for each member to

submit at least ten toys to be donated to needy children. Last year we donated over one thousand toys to the Children's Hospital. That was quite an accomplishment but we're hoping for even more this year. The support and contribution of everyone is needed to make the program a great success. So—bring in your toys next week and enjoy seeing what everyone has built, and to hear some ideas on how some of them were constructed.

I'm really looking forward to Saturday, November 22nd, which is the day we will be doing another demonstration at Home Depot in Hoover. You will recall in the Spring we had about fifteen members set up and doing demonstrations for about


four hours at the same Home Depot. That was a lot of fun and the Guild got much attention and publicity. Let's have even more members turn out this time! If you are not comfortable demonstrating your skills for other people to see, come by and lend your moral support. This is a great opportunity to meet potential Woodworkers and future Guild members.

Just a reminder that our Christmas party is Thursday, December 11th at the Helena United Methodist Church on County Road 17. Mark your calendar and make plans for you and your family to attend.

See you November 13, 1997.

*Dan*

## **FINISH** **AND** **BRING YOUR TOYS**



The words in bold type above are intended to strongly remind you that time is about up. The time for fishing or cutting bait has arrived. It is time for us to fulfill our commitment to supplying toys to Children's Hospital as we have for some fourteen years, and we have done such a tremendous job of it. It is customary to bring the toys to the November meeting each year, and this meeting is the appointed one. Our program at the meeting will deal with our serious participation in this annual ceremony so thoroughly enjoyed by



everyone. Back to the program for this meeting. Dale has tied the program to the toy night and will have several of our members explain and show their toys—you might say we will have a SHOW AND TELL concerned exclusively with toys. We will also have our QUESTION AND ANSWER session which so many of you enjoy and have expressed an interest in reviving. What more incentive do you need to attend than to see the expert work devoted to the toys and hear several members show and tell their toys. Read elsewhere herein the report of our toy program as it will appear in OFFSPRING MAGAZINE in its November issue. Further, Children's Hospital typically assembles some 200 bags of gifts and about 50 for the Emergency Room. This year University Hospital may use some of them.

NOTE: From here on you will be pleased to know WALLACE WILLIAMS took notes and furnished them to me so as to produce a more interesting GUILD NEWS. My sincere thanks to Wallace for his scholarly assistance.

### **Last Program — October 1997**

As Wallace recorded it:

Some time ago, Fred Baker and Mike Key presented a program on "JOINTS." Fred reported on that occasion that never had he done as much research on a subject. Visiting all those loud, dark places almost did him in. Similarly Frank Jones and Dale Lewis have spent a good deal of their lives observing and studying legs.

Frank is known for the fine detail and craftsmanship of all of his works. Dale is known for gaining inspiration from wherever and then translating

those visions into carefully crafted pieces that are truly memorable and often with fanciful names. Together they were a good pair to discuss the subject of legs.

As Dale said, "legs can be blah." There is no formula for designing the right one for a given application. Trial and error play a large part in finding a design that is right.

Frank talked about Cabriole/Queen Anne legs which he says are easy to make (oh, yeah) but require a lot of time. He starts with wood having a thickness of about 2 3/4" for almost any leg. Drawing a good pattern for the leg is a trial and error process to get curves and proportions and lengths that match and enhance the application. The pattern is used to saw both profiles on a band saw to produce the rough leg. He uses implements like spokeshaves and rasps to remove waste wood and refine the design. The disk on the bottom of a Queen Anne leg is roughly cut with a dovetail saw, then brought to its round shape with rasps and files.

Frank also talked about ball and claw feet. He says "Just carve the knob while watching for the direction of the grain." He showed several of his creations that have ball and claw feet and also talked about making fluted curved legs.

Dale: When designing a table Dale starts with a leg of a length that he likes and adds a top. He begins by drawing a profile for the leg in his mind. This freehand drawing is then used as a guide to draw the other side profile for the leg but they are not the same. To reach the final profiles several alterations are usually needed. The profiles that result can then be used in various combinations to make several

different leg designs. This adaptability becomes a problem when all four legs need to match not only in shape but also in grain direction.

After tracing the patterns on the blank, he bandsaws the first profile, fastens the pieces back together with masking tape and, after rotating the blank ninety degrees, cuts the other profile. He uses a random orbital sander with a flexible pad to do final shaping and remove some of the marks made by sawing. Files and rasps remove the rest.

For attaching these creations to a table top or adding feet, or decorative stripes, Dale employs whatever works—dowels, lag screws, steel rods, etc. Titebond II and epoxy are adhesives of choice. Words of thanks for a good program are in order, and we hereby offer such words.

### **Offspring Magazine**

We referred to this publication above and now present a transcript of an article that will appear in their magazine in November, 1997:

To: Pete Jenson  
From: Denise McGill

Woodworkers Group

Alabama Woodworkers Guild Newsletter is published monthly for its members and other interested parties. Guild Meetings are held monthly on the second Thursday at 7:00 PM at Acton Moulding & Supply Co. Information concerning the Guild may be secured by writing P.O. Box 506, Helena AL 35080.

Fourteen years ago, Alabama's finest woodworkers decided to create toys for the patients at Children's Hospital. The Alabama Woodworkers Guild began crafting everything from wooden cars to yo-yos for the kids at Christmas time. Since then, the activity has grown from an annual event to a full time project. The organization is now responding to requests for items like rocking chairs, computer tables, and wooden learning blocks. This year, to date, the group has presented the Hospital with over 450 items, and has a goal of making 1,000 + toys for Christmas.

Many of the 160 members have visited the Hospital to personally deliver their work. Pete Jensen, chairman of the Toys for Children committee, said it makes the gift more personal when the members can actually place a toy in the hands of a child. He said, "It's a great feeling to know you're doing something for the kids."

What more can be said about these wonderful children and the hospitals that minister unto them.

### **Door Prize**

Now what could be more inappropriate than for our Treasurer to win the door prize. We wonder which pocket he takes it out of and which pocket he puts it into. Nice going, Charley, and don't spend it anywhere but at Acton's.

### **WOODWORKING CLASSES:**

Fred Baker told of preliminary steps that he and Mike Key had made

toward a class that may begin in January. They are considering a class on making workbenches. The idea is that each participant would finish the class with a first class work bench similar to the one we use at Guild meetings. They are looking at costs for bench clamp screws, bench (not bitch) dogs, suitable wood (about 125 bd-ft.), etc. and will have more to tell us at later meetings.

### **Christmas Party**

This is one seasonal party you don't want to miss, and those of you that have been to it in the past know this. It will be held on December 11, at 6:00 PM at the Helena United Methodist Church, where we have always held it. Meat and drinks will be furnished by the Guild, and everyone is asked to bring a vegetable, salad or dessert. What a great time we have at this party. There will be a postcard reminder in lieu of a GUILD NEWS in December.

### **Election of Officers and Directors for 1998:**

According to the Guild by-laws, a nominating committee appointed by the president is to submit in October a proposed slate of officers and directors for the following year. Paul Mancil outlined for the nominating committee the following slate for 1998:

President: Dan Browning  
 Vice President: Charles Ard  
 Secretary/Treas.: Charles Yerby

Directors:

Walter Barnett  
 Richard McRee  
 Paul Mancil  
 Hal Salka  
 Pete Jensen  
 Jack Perry

Guild News Editor: Leonard Sanders

Charles Ard, currently a director, is nominated for vice president and program chairman. Harold Phillips, a long time director, is retiring after contributing enormously to Guild activities on many occasions.

### **SHOW AND TELL:**

Only one exhibit this time but a very nice one.


Ron Hoff showed us a card box made of mahogany and maple having unique lids and featuring double dovetail construction.

### **Demo (Short For Demonstration)**

President Dan has contacted and made arrangements with Home Depot for our Guild to perform a DEMO at their Galleria store. We did this once before and those that participated had a great time and we received a lot of publicity. Please tell Dan you want to demonstrate whatever it is you do best. Home Depot is preparing fliers that will be put into the bags of merchandise the customers buy that day. What day? November 22nd. The time will be made known to you later, but it is tentatively set for 9:00 to 1:00. Here is your chance to go public with your arts and skills. Do it!

Ⓢ

# ACTON MOULDING & SUPPLY, INC.



## WE SPECIAL ORDER:

- STAIR PARTS
- WINDOWS
- DOORS
- MANTELS

- ★ CUSTOM & STANDARD MOULDINGS
- ★ PAINT
- ★ POWER & HAND TOOLS
- ★ PLUMBING & ELECTRICAL TOOLS
- ★ BUILDER HARDWARE




**NOW**  
Storage  
Facilities

OPEN  
M-F 8 AM - 6 PM  
SAT 8 AM - 4 PM

**663-0130**



1 BLOCK SO. OF BP, 5324 HWY 17 SO., HELENA



The Alabama Woodworkers Guild  
P. O. Box 506  
Helena, AL 35080



928 North 28th Street Birmingham, AL 35203

P. O. Box 12264  
Bham, AL 35201

Local (205) 328-4300

Call us Toll Free 1-800-289-SAWS

**JOS. THUSTON AND SONS**  
**SAW WORKS**

10% Off to all Guild Members.



U.S. POSTAGE  
00.32  
H METER 551408