

GuildNews

VOLUME XVI

NUMBER 3

MARCH 1998

President's Letter

It was truly inspiring to hear Russell Jackson talk about "Project Kids and Distress." This is quite a program and I dare say many of you like me, had never heard of the program. Our contribution of handmade toys will be a welcome sight for the children and will be our way of saying "we care."

By now each of you should have received a package of sandpaper from the 3M Company. The "field test" is designed to get our input about the use and quality of their new abrasives. It certainly gives us a lot of free sandpaper. I encourage each of you to try the paper and give 3M your opinion.

Our last meeting was a good one! We had the largest attendance in quite awhile and signed-up several new members. The "show and tell" part of the program continues to be a highlight. You folks are really doing great work—Thanks for sharing your skills and ideas with us.

I'm really looking forward to our May meeting. That is when we agreed to sponsor another hotdog supper. We're adding a new twist this year. Representatives from the DeWalt Tool Company will come early and have all of their tools available for you to tryout. This should be a lot of fun and we might be able to talk them out of complimentary caps and/or t-shirts.

The February program was very interesting and informative. Paul Mancill deserves a vote of thanks for working with Charlie to bring us the program. By the way, now would be a good time to thank Charlie for a great start as program chairman.

See you March 12th.

Dan

Next Program—March 12, 1998

So you have always wanted to know how to make a chair? Come to the upcoming meeting. Lane Latham is a rocking chair maker who plies his trade at Tannehill Park. He makes dozens of them complete with woven cane bottoms. There is a lot to making a comfortable chair. Not only does the sitting part have to be right, the slope of the back from the seat must be right or the sitter will be uncomfortable. Material is also important. If you would like to become informed on all these matters just come and see on March 12th.

Last Program— February 1998

We had a somewhat different kind of program last month. Dennis and Patty Hermecz from Silver Hill, Alabama, both of whom are artists, gave us a different slant on making

and painting small objects, fish mainly, and their ability to sell their work. Some of the work they produce are faithfully reproduced colorful fish, wooden masks, mermaids, armadillos, stingrays, pelicans, doors with pelicans carved on them, tables with spiral or wavy legs (someone suggested another Dale Lewis), a sculptured panel for a restaurant wall in Palm Beach and an angel fish panel for another restaurant. Dennis employs the use of MDF boards and shapes them first on the band saw then finishes shaping them with a side grinder. He demonstrated how to carve with the grinder and the way he did it, it works. Dennis makes the fish and other objects and Patty paints them. The color slide presentation was most interesting and was warmly received. We appreciate their coming all this distance, the Mobile area, the bring us their program.

Show and Tell

We had a good representation of work by our members. First off, we want to give Mel Brown credit for the oxcart wheel with the carving of the Lord's Supper on it that we didn't identify last month. Then Mel had a tea cart to show us this month, and he explained that

the turnings were bought at the hardware store in the form of "fences" like you put across the top of kitchen cabinets and the rest of the cart was similarly constructed, proving you don't have to have \$10,000 worth of equipment to do a job. Frank Jones had and demonstrated a quite lovely lazy susan, explaining that it is one of some fifty or so such objects he is making for his old shipmates from WW II who will converge on Birmingham sometime this year and he hopes to have a gift for each of them; then a maple and walnut laminated cutting board that turned out especially well, and we failed to catch his name but hope to reveal it next month.

Library

We mention the fact we have a really good library that Frank Jones has tended to ever since it was started some 10 or 15 years ago. There are hard back reference books, woodworking magazines by the best publishers and other similar shelf publications. All of these books and magazines may be checked out just as any library would permit; you only have to see Frank before the meetings to get what you need. Now, there is some good news on this subject. Plans are under way to make the glass-doored cabinet mobile so it may be rolled into our meeting area for the convenience of our members. We hope we can make more news on this subject available soon.

The Show

What? You say? Yes it is really time for each of us to get started on our SHOW project. There may be a few of us who aren't familiar with THE SHOW, and that is how we refer to it in the interest of brevity. The first year of our GUILD, our first President, Spruce McRee, conceived the idea we should all make something and have a public show of our makings, and that the show should be judged by a competent judge. It was a hit from the start and as the years evolved, the projects made by our members became more and more sophisticated, and now we have a SHOW that will stack up with anyone's. There are categories of contemporary furniture, traditional furniture, wood carving, wood turning, toys, small objects, tools and most anything else you can conceive. There are Blue, Red and White ribbons awarded in each classification, and, by the way, each class is divided into Advanced, Intermediate and (for lack of a better word) Beginners. With those kinds of separations no one should hold back from entering their work for fear of being judged. You will be judged on your work along with others in your same category and level of experience. The good news this year is the Hoover Library has made space available to us in August (traditionally the month for THE SHOW) and this is a little more centrally located for us to bring our things and have our friends and neighbors come to see. So, come on, you people,

get some wood, sharpen your tools, conceive of your project, put a representative finish on it and bring it to THE SHOW. This is an exciting time in our Guild year, and we hope each and everyone of you will make the effort to enter some of your work. We usually limit each member to four items each, principally because space usually is a factor. With this brief (?) explanation, we hope you are fired up to get started.

Door Prize

A quiet settled over the room as a name was drawn from the pot to receive the \$15 gift certificate to Acton's. Connie Mann, the lovely wife of Earl, saw to it Earl's name was drawn and he gratefully accepted his prize.

Woodworking Machinery Show

In August, plans are under consideration to secure a bus and take a load of us to Atlanta for the show. It will be a one-day trip: we usually leave here before dawn and get back after dark, but

Alabama Woodworkers Guild Newsletter is published monthly for its members and other interested parties. Guild Meetings are held monthly on the second Thursday at 7:00 PM at Acton Moulding & Supply Co. Information concerning the Guild may be secured by writing P.O. Box 506, Helena AL 35080.

what a time it is. If there is a machine made for woodworking, it is there, both large and small. There are representatives of the manufacturers there to show and explain, and in some cases, demonstrate their machines. You will see machines you never even knew existed before, and you will see the latest model of the machines and hand tools you are familiar with. There are food courts for you to eat lunch, and all in all it is a great way to spend a day seeing and hearing those machines we have all come to love so much. Be thinking about a day in Atlanta, it is coming.

Dues — Dues — Dues

This is the last call for 1998 annual dues. If you want your listing in the annual roster, which each member is entitled to receive, your dues must be paid by the MARCH 12th meeting. The dues are only \$25 a year, and we encourage you to comply.

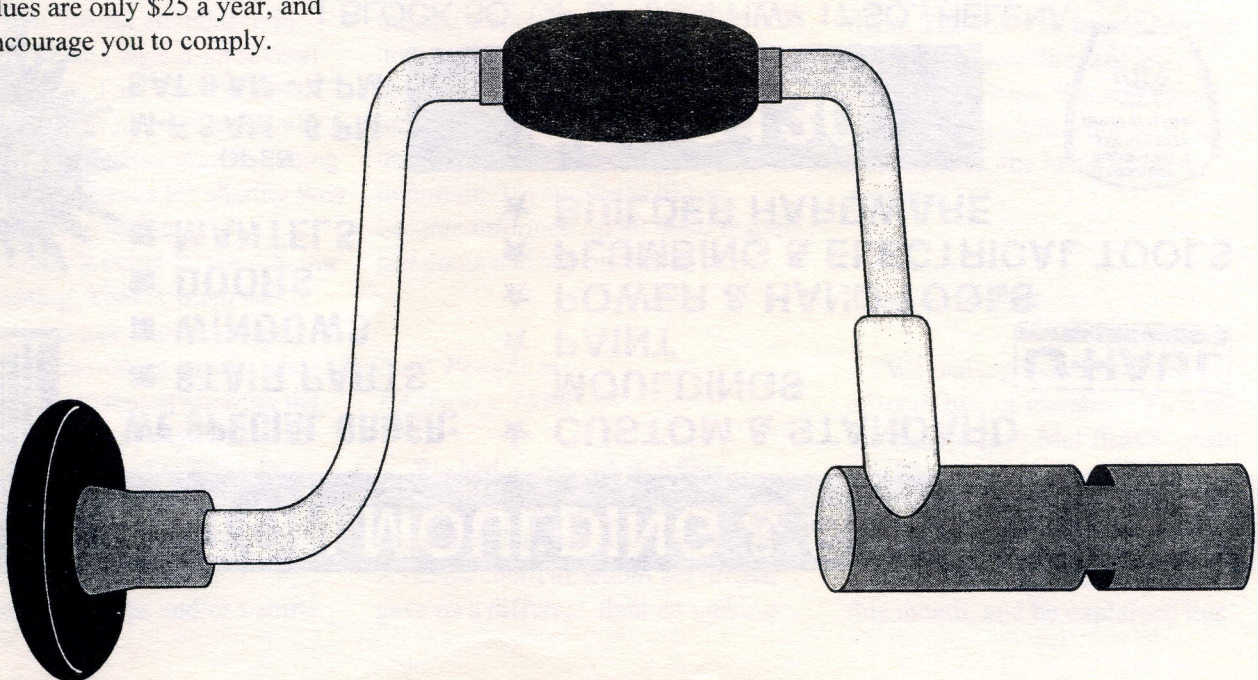
1908 SEARS Catalogue

Most of us were not engaged in woodworking (or anything else) in 1908. We acquired a replica of this catalogue, and we thought you might find the prices of tools that long ago of interest. This is just a smattering of the hundreds listed in the catalogue:

- Tool Set, consisting of 31 tools in a hardwood chest w/sliding drawer..... \$7.97
- Solid maple cabinet maker workbench w/2 vises .. 9.94
- 18 piece warranted tool set w/saw, brace, bits, square, hammer, sm. vise, block plane and wrench 2.39
- 14" Fulton jack plane .. 1.46
- Set of 9 Fulton firmer chisels in box case..... 5.03
- Spoke shave w/raised handles, 10" long22



- 14" Fulton half round wood rasp 47
- 8" hand screw clamp 21
- 48" cabinet makers steel . bar eccentric clamp 97
- 26" Fulton hand saw .. 1.27
- Combination rip, cut off & band saw machine w/1 1/2 hp motor 58.71
- Hack saw, nickel plated, extension 6" to 12" 83
- Coping saw, nickel plate..... 15
- Fulton circular saw blades, 10", cut off blade..... 1.22
- Bolt cutter, up to 5/16" 1.49

If you have found this valuable information fun to read about, we will put some more in a future GUILD NEWS if requested.




JOS. THUSTON AND SONS SAW WORKS


928 North 28th Street Birmingham, AL 35203
 P. O. Box 12264 Local (205) 328-4300
 B'ham, AL 35201 Call us Toll Free 1-800-289-SAWS



The Alabama Woodworkers Guild
 P. O. Box 506
 Helena, AL 35080



1 BLOCK SO. OF BP, 5324 HWY 17 SO., HELENA




663-0130


OPEN
 M-F 8 AM - 6 PM
 SAT 8 AM - 4 PM



- ★ CUSTOM & STANDARD MOULDINGS
- ★ PAINT
- ★ POWER & HAND TOOLS
- ★ PLUMBING & ELECTRICAL TOOLS
- ★ BUILDER HARDWARE



- STAIR PARTS
 - WINDOWS
 - DOORS
 - MANTELS
- WE SPECIAL ORDER:



ACTON MOULDING & SUPPLY, INC.