

GuildNews

VOLUME XVIII

NUMBER 7

JULY 1999

DON'T FORGET--WE HAVE MOVED: TO JOS (BO) THUSTON & SONS SAW WORKS 928 NORTH 28TH STREET

To get there is not difficult. Since most of us will be coming from the South, take I-65 to Malfunction Junction and get on I-59/20. Go past the Civic Center until you can take exit 126B where you turn Right on 31st Street for one block; turn Right on 10th Ave., North, and go 3 blocks. Bo Thuston's is on your Left. Suggestion—between now and the July 8th meeting make a trial run on the directions. Bo is an excellent host and has a fine facility.

President's Message

Well it's been said that all good things come to an end. That is apparently the case as far as our meeting place is concerned. The negotiations with the Northwest Community College seems to have hit a snag; therefore, we simply had to make a decision about where to meet. Ronnie and Sue have been extremely helpful (as usual) in our efforts but because of insurance liabilities we cannot continue to meet in their place—at least for the time being. That brings us to our new meeting place. Thustons Sons and Saw Works on 28th Street North—

(instruction on how to get there are elsewhere in the newsletter). Bo has always been a supporter of the Guild and is being most gracious to offer his store as our meeting place.

Our annual show is just around the corner. I certainly hope you folks are hard at it to get something special built. I am looking forward to this being our biggest/best show ever.

Toys, Toys, Toys—Our big drive is underway. We're hoping to come up with some donated wood for the toys—more about that at our July meeting.

We had a real good time at Walter Barnett's shop last Saturday. Wow—what a shop—makes me want to start over on mine. Dale Lewis is our next visit. This should be fun also.

Good to see Charlie Yerby out and about last Saturday (broken ankle and surgery). Hope to see him at our next meeting.

See you July 8.

Dan Browning

*Next Meeting —
July 8, 1999 • 7:00 PM*

FINALLY—and we do mean Finally, we are going to have our program by Ivan Kronberg. We all know who he is—he is the big fellow who just brought home a bride by the name of Barbara and who has been a prominent member of the Guild since inception. He is so very talented. He makes Windsor chairs, beautiful bowls, furniture, just a myriad of woodworking projects including carving. Not just any carving, but unique and beautifully conceived flowers or whatever is on his mind at the time. He has been asked to carve his trademark for us, a child's shoe. The shoe is about 5" long and about 3" high. It has wrinkles in it, the tongue is hanging out and shoe laces are askew. It doesn't take him very long to do the job, and it will be informative as well as educational and entertaining to watch him at work. Don't miss it.

Last Meeting— June, 1999

Our last meeting was special. Two things happened: A RESOLUTION was read in appreciation of Sue and Ronnie Acton for their contributions to the Guild over the sixteen years we have been meeting there. All members present signed it, and it is being framed for delivery to Sue and Ron. Then we had a most interesting program brought to us by Ed Sheriff, a past president and staunch supporter of the Guild. Ed has a specialty, boxes. Not just any boxes, but boxes superbly put together, with a purpose in mind, and finished so beautifully. First off, he uses a table saw blade 1/16th" thick; he first puts his ideas on paper at the drawing board; then the most suitable wood is selected and obtained; after construction, the best finish is selected and applied. Now that is the way to make a project. Among the boxes he displayed were: a box for Kleenex on one side and an empty on the other side for used tissues; a rosewood music box playing a tune; a box to hold an electronic remote for TV and stereo; a "presenter" box to hold a bandsawn box; a clock box; a cassette box for his car; a jewelry box as shown in WOODWORK MAGAZINE. We do appreciate very much Ed coming and sharing his inventory with us.

Charley Brown

Our interest in finding something, anything, that Charley made has paid off. His granddaughter had asked us to assist her in finding something she could have as a keepsake. What was

found was a set of stilts. You know, two vertical poles with a place to put your feet (above the ground) and try to walk around. Charley had made the foot rest adjustable. He always did all he could to make things as perfect as possible. We will mention this again just in case anyone may have something else he would be willing to give to his granddaughter.

In Memorium

We regret to inform you of the death of JOHN SCHNETZLER, a member of the Guild for several years. He will be missed.

Toys For Children

This is a letter from Suzanne Reeves of the Children's Hospital. "Although it is just the beginning of summer, we know you and your fellow Woodworkers are getting started on the wonderful wooden toys you make for the boys and girls every year. They add greatly to the gift bags Santa distributes on Christmas Eve. We greatly appreciate the time and expense you and your friends invest in these hand-crafted toys. The relationship between the Woodworkers and Children's Hospital is a very special one. We want to work with you in any way possible to make sure it continues to grow and flourish." The following are suggestions of toys, etc. the hospital offered:

- 1) Seasonal cutouts and animal shapes to paint
- 2) Unfinished picture frames (3 x 5, 4 x 6, and 8 x 10)
- 3) Puzzles with varying

- degrees of difficulty
 - 4) Wooden mobiles to hang over cribs
 - 5) Letter and note pad holders
 - 6) Unfinished bird houses (whole small houses or facades to paint and hang up)
 - 7) Unfinished boxes (all shapes and sizes)
 - 8) Unfinished stools
- There should be enough suggestions here to get you started on this our Guild's proudest accomplishment—the Toys for Children program each Christmas.

Shop Visit

The next home shop visit will be Saturday, July 17th, at DALE LEWIS' home. You have seen the output from his shop, now see the shop. He will have directions to his house available at the next meeting.

Door Prizes

Why plural? Well we missed that part of the program at the May meeting, and prizes were given for May and June. Instead of the usual check, a gallon of TITEBOND II was given to Jim Snipes and Leon Wood. You fellows should create some tite bonds with that much glue (sorry about that).

Alabama Woodworkers Guild Newsletter is published monthly for its members and other interested parties. Guild Meetings are held monthly on the second Thursday at 7:00 PM at Acton Moulding & Supply Co. Information concerning the Guild may be secured by writing P.O. Box 506, Helena AL 35080.

DeWalt People

Due to our association in the past with the DeWalt people, they sent two of their representatives from Baltimore to secure some answers to some questions they are having with research and development of a new shop vacuum and a new thickness planer. The answers we gave will hopefully assist them in designing their new machine.

Show and Tell

Just two participants this month, but two of the best. Dale showed an accent table he had made on commission for a client. Ivan Kronberg had two bowls made of mesquite—first there was the mesquite with a ring of sap wood and then a rim of bark, in other words three colors in a row. Additionally, he made a smaller bowl out of the center of the larger bowl.

The Show

By now, everyone should be aware that we are going to have our annual SHOW at the Hoover Library August 14 – 21. We hope you aren't dragging your feet, but are steadily progressing toward a fine entry for display. It doesn't take a lot of time, just a little thought and application. We have continually described for you the several categories of entries you may utilize. Here they are, one more time: Traditional Furniture, Contemporary Furniture, Turned Objects, Carved Objects, Small Objects (boxes, etc.), Toys, Shop Tools and Jigs, to name most of

them. Now just selecting your category is only the beginning—there are three places that are awarded ribbons in each category, so you have three times as many chances as there are categories, and to further ease the question, there are three levels of skill that you may select from depending on how skillful you think you are: Advanced, Intermediate and Beginner. Now that makes six times the number of categories. The following is a list of projects Charlie Ard has made from asking different members what they are putting in the SHOW. Maybe you will get an idea from this:

*The August Show
by Charlie Ard*

There has been much talk recently about the upcoming annual show to be held at the Hoover library in August. My investigations have revealed, from unnamed sources, some of the entries: Ben Neighbors has built a wine rack. Ivan Kronberg, who is doing the program this month, has built a swivel windsor chair. Harold Phillips will enter a dinosaur toy. Paul Mancill, who just got his last daughter married off, has had time to make a baby bed and will enter his excellent marble roll. Hal Skalka will enter a candle stand. There is a rumor out that Dale Lewis has built a table with four legs (must be his first one). He also has a chair and a teapot. Walter Barnett will enter a spice rack and a plate rack. Nelson Brooks has made a box and a bowl. If there were any doubts about Ed Sheriff's ability to make boxes, they were put to rest at the June meeting. Ed will enter a lamp and a box. Jim

Lee has built a pine coffee table and an oak screen. Larry Boots plans to enter a rocking chair and a glider. Tom Robinson has been carving and Paul Madinger has made a coffee table. Despite being preoccupied with our change of location, Dan Browning has found time to build a shadow box and two firetrucks. I am working on a mahogany sea chest, second attempt. The dovetails on the first one just looked awful and time didn't improve 'em so I burned the chest in the fireplace. The recoil from that move was right unpleasant and the new one is over six months late from last Christmas, so I can truthfully say it is being made the Ard way.

Woodcraft

By now you all should be aware that there is a new WOODCRAFT store in Shelby County. It is on Hwy 119 just off Hwy 31 in Pelham. Now we (The Guild) are somewhat represented in the new store in that Nelson Brooks is working there part time and our former member Richard Brewer is working there full time. It is a lovely store with most of the items shown in the catalog. You don't have to wait on UPS to deliver it, you just walk in, purchase your needs, pay for it and take it home. We are extremely pleased to report that Mr. Tom Nequette, a partner in the new venture, has agreed to finance part of the postage we incur each month with the Newsletter. We are glad to be able to make this arrangement, and we appreciate their confidence in us. Now go and shop with them and tell Tom you are grateful for his participation.




JOS. THUSTON AND SONS


SAW WORKS

928 North 28th Street Birmingham, AL 35203
P. O. Box 12264 Local (205) 328-4300
B'ham, AL 35201 Call us Toll Free 1-800-289-SAWS

10% Off to all Guild Members.



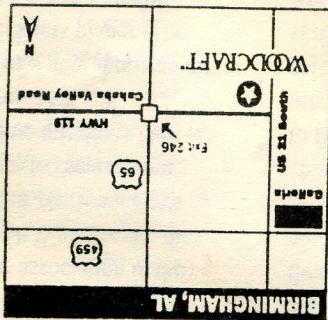
The Alabama Woodworkers Guild
P. O. Box 506
Helena, AL 35080



Website
www.woodcraft.com
e-mail: WC511@aol.com

PHONE
205-988-3600

Store Hours
M - T - W - F: 9AM - 7PM
Th: 9AM - 9PM
Sat: 9AM - 6PM
Sun: Noon - 5PM



Directions
Take I-65 to Exit 246. Take Highway 119 West (Cahaba Valley Road) 3/4 of a mile. We are located on the left, in Cahaba Valley Station.
Address
Cahaba Valley Station 220 Cahaba Valley Road Pelham, AL 35124

WOODCRAFT
Helping You Make Wood Work

