

GuildNews

VOLUME XVIII

NUMBER 8

AUGUST 1999

DON'T FORGET WE HAVE MOVED! TO JOS (BO) THUSTON & SONS SAW WORKS 928 NORTH 28th STREET

To get there is not difficult. Since most of us will be coming from the South, take I-65 to Malfunction Junction and get on I-59/20. Go past the Civic Center until you can take exit 126B where you turn Right on 31st Street for one block; turn Right on 10th Ave., North, and go 3 blocks. Bo Thuston's is on your Left. Suggestion—between now and the August 12th meeting make a trial run of the directions. Bo is an excellent host and has a fine facility.

President's Letter

It's SHOWTIME! Well, Almost—You still have time to put that finishing touch on your show piece. Or, if you haven't had the time to build a new piece for this year, clean up a piece you've had in a previous show and display it in this year's show. This year's show should be our best ever! Great location—Hoover Library, great facility and certainly a lot of enthusiasm by all you folks. Last year there were almost 100 pieces entered and we're hoping for more this year. So, get busy, have some fun, and support our organization.

Our last meeting at Thuston's Saw Works was quite successful. The

meeting was well attended and, as expected, Bo was a great host. Come see for yourself at our next meeting on August 12th.

See you there.

Dan

Next Meeting— August 12, 1999 • 7:00 PM

You can't say Charley Ard doesn't strive for variety in our programs. After a series of fine programs by our members, he has engaged Mr. Tom Crawford, Bessemer, AL. Tom builds canoes and having said that, it must bring many questions to mind. How do you bend the sides, fasten the ends of the side boards, seal the seams between the side boards and through all this rigmarole keep it balanced so it won't list to starboard or port when set in the water? Those are just a few of the possible problems. Tom makes his boats out of plywood as well as wood strips. This promises to be a good program so try not to miss it.

Last Meeting— July, 1999

As promised, Ivan Kronberg demonstrated how he makes his carved shoes. We know it must have been very physically taxing on him since he is still practically on his honeymoon, but he tried to cover all of this. Surprise—surprise. Ivan begins with a block of green wood because green wood carves more easily than dry wood. The he has a template much like the templates used to lay out cabriole legs, and when the wood is layed out he cuts the outside profile on the band saw. When this is done, it is time to tackle the carving, of which there is a bunch. He says it usually takes two to three hours to do the carving, and he has had people sit there and wait for him to finish one so they may purchase it. The small shoe is intriguing in that it has the tongue hanging out and the laces are loose just like the shoes of small children usually are. Thanks, Ivan (and we appreciate Barbara bringing you to the meeting).

Thuston Saw Works

This was our first meeting at Thuston's. Bo himself addressed the assembly of some 73 members by welcoming us to his establishment and doing everything he could to see to our comfort. He did mention it would be cooler in November in there than in July or August. However, when a group of wood mutilators get together, the weather or temperature makes little difference. Bo is also the host to Alabama Woodturners Association so he has had experience with woodworkers in his shop before. We are certainly appreciative that we may come to such an establishment where we may buy some of our supplies for our shops. You will find all you have to do is ask and Bo will make every effort to meet your wishes. Thanks, Bo.


Charley Brown

It was mentioned in the July GUILD NEWS that a pair of stilts had been found that Charley had made. We didn't know at that time who provided them. It was none other than Dr. Frank Ryerson who lives in Tuscaloosa and who has had a conflict on making our meetings for a couple of years. It is a long story, but it is worth telling. When Frank found he couldn't make our meetings, he didn't renew his membership, but he has continued to receive the GUILD NEWS and that is how he found out that we were searching for anything Charley Brown had made. It develops that Charley had

loaned Frank this set of stilts to use as a pattern for making some for a group in Tuscaloosa, and when he read we were looking for something he immediately came forward. See how providence can work for a granddaughter?

The Show

By the time you receive this GUILD NEWS you will only have a few days left before the August 14th deadline for submitting your entries. With so little time left, your SHOW managers are insisting that those of you who haven't made anything for the SHOW this year, for whatever reason, that you bring something you made last year or any other year even if you don't want to enter the competition. You see, the Hoover Library likes to brag about and promote the fact they have a woodworkers show in their gallery, and the more they have on display the more they have to brag about. Kidding aside, there is no doubt all of you have made something in the past that is worthy of display and if you comply, it means the Library as well as the GUILD has enhanced its reputation. Please make an effort to arrive at the Hoover Library around 9:00 a.m. on Saturday, August 14th, with your offering.



Starting Time For Meetings


There was a brief discussion to determine how the membership feels about changing the starting time to 6:00 or 6:30. There wasn't a consensus, it appeared, so President Dan decided to ask the Board to make the decision. More about this later.

Toys For The Children

Some of us fooled around and didn't get anything made (or finished) in time for the SHOW, so you are going to be deluged with encouragement to start now, today, on your toys for the Children at Christmas. Christmas? Yep, it will be here before you know it. In the July

Alabama Woodworkers Guild Newsletter is published monthly for its members and other interested parties. Guild Meetings are held monthly on the second Thursday at 7:00 PM at JOS. THUSTON & SONS SAW WORKS. Information concerning the Guild may be secured by calling Charles R. Yerby at 205-426-4320.

GUILD NEWS we printed a list of suggestions by Children's Hospital of the things the children like most. We reprint that list: 1) Seasonal cutouts and animal shapes to paint; 2) Unfinished picture frames (3 x 5, 4 x 6 and 8 x 10); 3) puzzles with varying degrees of difficulty; 4) wooden mobiles that hang over cribs; 5) Letter and note pad holders; 6) Unfinished bird houses (whole small houses or facades to paint and hang up); 7) unfinished boxes (all shapes and sizes); 8) Unfinished stools. Surely there is something in that list that all of us can make. We have learned in recent years that the children love to paint their own toys. Do you remember when the ladies from the Hospital brought us those lovely snacks, cookies and cakes? That same night they brought some of the toys the children had painted and it was amazing to see what their little minds thought up. Don't dawdle, get some wood, ask our Children's Hospital liaison, Paul Mancel, for one or more of his patterns and get with the program. Our Guild has a reputation to maintain (but that is not the reason to do this thing) and having devoted some 16 years to the project, we certainly don't want to fall below the 2,000 toys we donated last year. Let's do even more this year.



Show and Tell

We had only one, and President Dan commented he couldn't believe that out of the some 150 members, with 73 present, there was only one Show and Tell. We had a good one though. George Schoppert proffered a box with a hinged lid he is making for TOYS program. This is the kind of box the children love to get. They can hide their goodies in the lidded box so the other children can't see what they have. Remember how your children did this, or if you memory hasn't faded completely, you may remember how you did this with your goodies. Thanks, George.

Door Prize(s)

Boy, did we have the door prizes. Bo Thuston wanted to treat us like he wants us with a terrific box of tools and gadgets. (We were unable to get all the names and some of the prizes because they were coming so fast and furiously we couldn't keep up. Sorry.) Leslie Wilson, a Japanese saw; Paul Noah, a sander; Dan Browning, something or other; Tom Robinson, drills; Unknown, burnishing stick; Dale Lewis, brad

point bits; Jay Cooper, gimlets; Robert Free, plane; Harold Skalka, plane.

Shop Visit

On Saturday, July 24th, the Guild was treated to a shop visit at Dale Lewis' home. We all know what a talented furniture maker he is, and it was exhilarating to see where all the things he brings to the meetings comes from. He has an exceptional shop in a separate building at the end of his driveway consisting of a compound miter saw, planer/joiner, band saw, lathe, side belt sander, disk sander, vacuum assisted sanding table, drill press, oscillating spindle sander, table saw, and a separate building for lumber. It being a hot Saturday morning he was compassionate enough to serve coffee, cokes and donuts inside the



basement where it was air conditioned. We appreciate his opening his shop and home to us.



JOS. THUSTON AND SONS

SAW WORKS

928 North 28th Street Birmingham, AL 35203
P. O. Box 12264 Local (205) 328-4300
B'ham, AL 35201 Call us Toll Free 1-800-289-SAWS


10% Off to all Guild Members.



U.S. POSTAGE


00.33

H METER 551408



The Alabama Woodworkers Guild

2229 Shelterwood Road
Birmingham, AL 35226-1096
Phone: 205-979-3799



Website:
www.woodcraft.com
e-mail: WC511@aol.com

PHONE
205-988-3600

Store Hours
M - T - W - F: 9AM - 7PM
Th: 9AM - 9PM
Sat: 9AM - 6PM
Sun: NOON - 5PM

Address
Cahaba Valley Station
220 Cahaba Valley Road • Pelham, AL 35124

Directions
Take I-65 to Exit 246. Take Highway 119 West (Cahaba Valley Road) 3/4 of a mile. We are located on the left, in the Cahaba Valley Station.

WOODCRAFT

Helping You Make Wood Work