

Guild News

VOLUME XIX

NUMBER 5

MAY 2000

**May 11, 2000
at 6:30 PM**

Hot Dog Supper

and Silent Auction

We have been talking about the HOT DOG SUPPER for a couple of months, and now it has arrived. It is time to round up all the wives and "chillun" and make a bee line for Thuston's. A couple of our guys will be


cooking the 'dogs after which they (the 'dogs) will be eaten

usually expected to go with hot dogs. This has been an

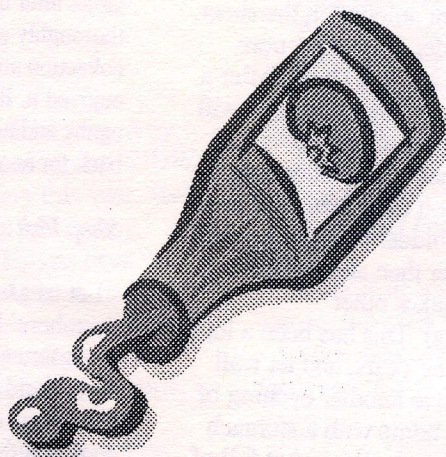
annual affair much enjoyed by everyone so try not to miss it.

Where else can you get all the hot dogs and trimmings you

want for nothing?



along with all the trimmings



President's Message

THIS IS THE SPACE THAT WOULD HAVE BEEN USED FOR THE PRESIDENT'S LETTER HAD THE PRESIDENT WRITTEN ONE.

Silent Auction

This also has been alluded to in previous GUILD NEWS, and now its time has arrived. This is a lot of fun. Circle your shop a few times and each time you make the circle look for tools, supplies or material you don't need, haven't used (tools) in a long time and don't expect to use. This is the time to make some room in your shop for better maneuverability, new tools or new supply of material. There is an expression that one man's trash is another man's treasure. You just never know unless you offer the unwanted or unneeded "stuff" in your shop. The way it works: You bring your stuff to the meeting with an idea of the least amount you will accept for the item. After finding a place on the table, you place a bid sheet (furnished by the Guild) beside the item on which you write the minimum you will accept. The bidder examines the item, decides how much he is willing to pay for it and writes that amount on the sheet. The next bidder may offer more than the last one, and so on. After a reasonable time, the auctioneer will declare the silent auction over and begin the process of announcing the winning bid on each item. It is up to the winning bidder to settle his debt with the seller then and there (unless he makes other arrangements). This has been a lot of fun over the years, and let's all look forward to another evening of fun. You go home with a stomach full of hot dogs and a pocket full of money or a new tool.

Last Program—April 2000

What a joy it was to welcome Kerry McCalla back to one of our meetings and also his wife Lynn, without whom he would be nothing. Kerry was a charter member and an active member some eight years before he moved to Nashville with BellSouth. We enjoyed his practice of bringing an antique tool to each meeting and stumping us many times as to what it was. He began his extensive collection around 1973 and over the years he has used the walls of his home, the space under the beds, the closets, a newly dug basement and anywhere else he could find to store and exhibit his collection. He has some 700 antique tools and belongs to organizations who promote antique tool collecting. Some of the tools he showed us were Braces, like wooden braces with brass plates to strengthen the weak places; Scot's metal brace; gentlemen's brace from England; a Dutch brace; a Welsh brace; moulding plane circa 18th and 19th centuries; blind man's rule (large numbers and letters); a folding rule with braille; hand plane with wooden bottom from 1876; pipe organ tuning tool; French spokeshave; stairmaker spokeshave; and some books on antique tool collecting. It was obvious by the questions and the huddling around the tables after the meeting that Kerry thoroughly enjoyed talking about his collection and everyone thoroughly enjoyed it. It was great to see him again, and hopefully he will come back for another visit some time.

Shop Visit

Let us assure you that visiting our members' home shops is a learning experience. The open house Jack Tyler held at his home in Holly Pond was outstanding. Upon first look it didn't look like any woodworking was done in there—

it was clean as a pin. Then we found out why it was that way—Judy had supervised the cleanup. He began by building a double garage at the end of his driveway. A single double door closes and opens giving access to the shop. Among the tools and accessories he has are: Shopsmith, planer, jointer, drum sander, drill press, radial arm saw, band saw, scroll saw, router table, lathe, dust collector, grinding station, air compressor, morticer, numerous hand tools and power hand tools, a Norm Abrams workbench, racks for lumber, all arranged in a manner for easy access and use. It was a fine shop and a fine visit and we recommend you try and visit the next one. Thanks Jack for a fine effort.

Woodworking Class

If you remember, Mike Key and Fred Baker started a class in woodworking in January, and at the April meeting they announced they had completed the farm/kitchen table they had been working on. It was finished with wipe-on polyurethane and it is a splendid job. Bo Thuston gets the table so don't get any ideas otherwise.

Alabama Woodworkers Guild
Newsletter is published monthly
for its members and other
interested parties. Guild
Meetings are held monthly on the
second Thursday at 6:30 PM at
Jos. Thuston & Sons Saw Works.
Information concerning the Guild
may be secured by calling.

Door Prizes

Please note the word prize is plural—prizes, not prize. That is because we now have two such prizes. Bo Thuston gives one and WOODCRAFT gives one. One was won by Buddy Webb and the second by Mike Key. We appreciate these two fine businesses giving the door prizes each month.

Whistle Stop Craft Show

Please make your plans to participate in this show, but if you can't at least attend and support our members who are participating. The known demonstrators are Jim Caldwell, Charles Ard, Fred Baker, Frank Jones and Mike Key. This show is in Irondale and there will be maps at our next meeting for your convenience. Our members will be demonstrating on the lathe, with a router or scroll saw, and you can't beat that with a stick.

International W.W. Show

This show is one our Guild attended several years ago. Inquiry has been made, and we can lease a full-size bus for a day to transport us to Atlanta and back. We will be asking for a commitment from you at the May meeting so we can determine if we can afford the bus. It should take only \$30 for the bus and an admittance fee of \$10 when we get there. If you haven't ever attended such a show you will be thoroughly overcome at the sight of some of the equipment and supplies on display. It is a day of awesome experiences and a memory you will never forget. Those of us who have been before want to go back so we may relive what we did and saw the

last time. Please give this serious consideration. The show is being held August 24 - 27, and we will probably go on Friday the 25th.

Windsor Chair Making Seminar

We are taking the liberty of reprinting the squib furnished by Pres. Dan last month. Here it is: We have contracted with David Wright of Berea, Kentucky, to conduct a one-day seminar on Windsor Chair making. The date for the seminar is June 24th. David has a degree from Berea College and Eastern Kentucky University, but is mostly self-taught when it comes to Windsor chair making. David has been building Windsor chairs for 14 years. He has been featured in *Home Furniture*, *Woodwork*, *American Woodworker*, and *American Woodturners* magazines. We are really fortunate to have a nationally acclaimed chair-maker coming to Birmingham. This should be a very interesting seminar. The cost will be \$50 per person with a limit of 30 participants. If you are interested, this is your last chance to get on the bandwagon. Please bring your \$50 to the May meeting and give it to Charles Yerby and your spot will be secured. The seminar will be held at Thuston's.

The Show

Please don't be discouraged by our losing out on having our SHOW at the Hoover Library this year. Jack Perry assures us we will have a show somewhere. He has been in contact with several places, but nothing firm has been arranged as yet. If you remember the Hoover Library is undergoing a renovation, and the area where we have our show is demolished and won't be

ready until November. We think that is too late in the year. If you know of a place where the lighting is good and the air conditioning is good and the price is right (free), please let Jack know. In the meantime please be about making your show entries with the same enthusiasm you always have, and you will be ready when the place is found.

Show and Tell

Three interesting pieces this month. A French mantle top made from solid Walnut about 12' long with Fleur-de-Lis and other carvings on the face of it, weighing 90 lbs. and made by Paul Mancill. John Powell had a Noah's Ark with targets of holes for the purpose of throwing beanie babies at the holes was of great interest. Jim Anchors brought a Marketry piece he had made of 9 pieces of wood cut into 50 pieces all arranged appropriately. Nice work men—do it again.

Ten Commandments of Woodworking

- Thou shalt not touch my mess.
- Thou shalt not give advice unless asked.
- Thou shalt not gripe about how long something is taking.
- Thou shalt not covet my tools.
- Thou shalt not interrupt a master craftsman at work.
- Thou shalt offer praise and encouragement often.
- Thou shalt not give me but one project at a time.
- Thou shalt honor my original plans.
- Thou shalt observe the metric system and keep it near.
- Thou shalt give all the glory to God, provider of all talents.



JOS. THUSTON AND SONS



SAW WORKS

928 North 28th Street Birmingham, AL 35203

P. O. Box 12264
B'ham, AL 35201


Local (205) 328-4300
Call us Toll Free 1-800-289-SAWS

10% Off to all Guild Members.

Hardwoods, Inc.
of Alabama

21444 U.S. Hwy 31
Thorsby, AL 35171
800-467-4160



The Alabama Woodworkers Guild

2229 Shelterwood Road
Birmingham, AL 35226-1096
Phone: 205-979-3799




Store Hours
M - T - W - F: 9AM - 7PM
Th: 9AM - 9PM
Sat: 9AM - 6PM
Sun: NOON - 5PM

Address
Cahaba Valley Station
220 Cahaba Valley Road • Pelham, AL 35124

Directions
Take I-65 to Exit 246. Take Highway 119 West
(Cahaba Valley Road) 3/4 of a mile. We are
located on the left, in the Cahaba Valley Station.

PHONE
205-988-3600

Website:
www.woodcraft.com
e-mail: WC511@aol.com



WOODCRAFT
Helping You Make Wood Work

