

Guild News

VOLUME XIX

NUMBER 8

AUGUST 2000

President's Message

If you missed our last meeting, you missed a lot of fun. Chad Harmon, the local Makita Representative brought in a number of Makita items for door prizes . . . these were given away in addition to our regular door prizes from Woodcraft and Thuston. Several items were brought in for show and tell (our newest member, A.R. Bray, was quick to tell us how the golf ball was put through an opening smaller than the ball) and this was followed by a great program on finishing by our own Herb Slaman.

I hope each of you help us distribute the new flyer and business cards. This is an effort to reach those woodworkers who have never heard of us.

We haven't gotten much response from the questionnaire. Thanks to those who did respond with your suggestions and thoughts. The purpose for the questionnaire is to simply get your thoughts and suggestions on how to make our organization even better.

It's hard to believe that it's time for a nominating committee to go to work. This committee's responsibility is to identify a slate of officers who have expressed a willingness to serve, and present the names at the October meeting. The election of new officers will be at our November meeting. I have appointed Bill West to chair this committee. If you have any suggestions or recommendations call Bill. I'm looking forward to a great slate of officers in October.

See you August 10.

Dan

Next Program— August 10, 2000 • 6:30 PM

What a wonderful surprise to learn we have invited Ira Chaffin, a sculptor, for our August program. He first sculpts his subject, thus forming a pattern, and then has the subject cast in bronze. He will have some of his work with him, including a carousel horse. Come see and be entertained.

Last Program—July 2000

Herb Slayman was kind enough to fill in at the last minute and provide a program. Herb has developed a finishing program that fascinates us mere mortals. The materials he uses are mostly automobile finishes and have to be applied carefully. Most of the finish materials are toxic, and it is necessary to have a spray room with proper ventilation. He uses 800 to 1000 grit silicon paper on most of his projects. He warns that you must be alert and careful if you enter into this kind of finishing. By all means, follow the directions on the spray cans and you will get a safe and great finish. Thanks, Herb.

Next Shop Visit

The Saturday after our next meeting on August 10th, in other words on August 12th, we will be at Paul Mancill's home and shop. These visits in each other's shops are a lot of fun so make your plans to see Paul's.

Guild Business Cards

We are indebted to Mike Key for furnishing us with business cards to give to people who ask about the Guild. Thanks, Mike.

Show and Tell

This usually is a lot of fun. We are always glad to see anything any of our members have made (and sometimes a little surprised). This is the bunch for July:

| | |
|-----------------|-----------------------------------------------------------------------------------------------------------|
| George Shoppert | "Yellow Peril" instructor's plane for military training. |
| Buddy Finch | "Boys of Summer", scroll sawn. Teacher's correction pen with red point on one end and black on the other. |
| Dan Browning | A "mystery box," or bank, that accepts your money and keeps it. |

Invited Guest

We appreciate Mr. Chad Harmon, Makita representative in Pelham paying us a visit. They make repairs on small power tools in 24 to 48 hours and with a 90 day warranty. They have a large inventory of reconditioned tools on hand at attractive prices. He distributed their catalog of fine tools, and we appreciate the gift certificate that came with the package.

Door Prizes

Thanks to Bo Thuston and Chad Harmon, we had several real nice prizes. First off was a gift certificate from THUSTON SAW WORKS. Then came several from MAKITA: A portable drill, a palm sander and several sets of drill bits and other small items. We certainly thank Bo and Chad for their contribution to our meeting.

Questions and Answers

Having just reinstated this ritual in our meetings, herewith are the questions at the July meeting:

Q. Will we be going to Atlanta to see the annual show they have?

A. No. It couldn't be worked out.

Q. How do you put a golf ball in a four-columned cage without breaking the legs? (No pun intended)

A. Boil the wood a half hour, and it will "give" enough so you may force the ball in place.

Q. Is there a glove on the market that won't slip?

A. Yes, and it can be bought at most home and garden stores.

Treasurer's Report

Our dignified Treasurer, Charley Yerby, reported we are in pretty good condition financially. His report included the fact that the seminar broke even, but that is better than losing money. Thanks, Charley.

The Show

Here we go again, trying to cajole you into getting on the stick and get your show pieces going or finished. In this regard, the President asked the Newsletter editor to say a few words on this subject at the July meeting. Actually, the way it happened, we were at our monthly board meeting and he asked if all or any of us had started or finished our SHOW entry. The editor was dumb enough to answer in the affirmative, and thus was stuck with showing what he has done and talking about it. Well, I have been making an end table out of mahogany, for this year's show but thinking all along that it would be held in August as it always has been. The table is almost complete, just in the stage to be assembled. Now you know if the editor can put something together for the SHOW, ANYONE can. It really isn't that much to it. You just select an idea, get some material, make the project and put it together. Then all you have to do is bring it to the show on the appointed day, and stand back and collect a ribbon for your trouble. We have mentioned before that the Hoover Library is in the midst of remodeling the gallery where we have held our show several times and that the North Shelby Library on Hwy 119 has given us permission to use some space in their beautiful new facility. We are very fortunate to reserve this space, and we appreciate their making it available to us. We are asked to bring our entries to the library after 9:00 a.m. on Saturday, October 7th, where they will be on display for a week. The judging will take place

on Saturday or Sunday. We are expecting a huge turnout from you this year and anxiously await your entries.

Jack Perry

We have missed Jack for several weeks now. Jack has been in UAB Hospital receiving a bone marrow transplant. He reports to Dan that he is coming along fine but can't have visitors. It was a terrific surprise to be riding along in my truck one day and listening to Paul Finebaum (something I seldom do) when Jack calls the show and identifies himself as Jack Perry. Finebaum's guest that day was a sports writer who Jack knows, and he wanted to speak to him. You may not know Jack was at one time the Sports Information Director at the University (ALABAMA, of course). Jack

Alabama Woodworkers Guild Newsletter is published monthly for its members and other interested parties. Guild Meetings are held monthly on the second Thursday at 6:30 PM at Jos. Thuston & Sons Saw Works. Take I-65 to Malfunction Junction and get on I-59/20. Go past the Civic Center until you can take exit 126B where you turn right on 31st Street for one block; turn right on 10th Ave., North, and go 3 blocks. Bo Thuston's is on your left.

Information concerning the Guild may be secured by calling Charles R. Yerby at 205-426-4320.

sounded normal (more so than usual, we might add), and it was good to hear his voice.

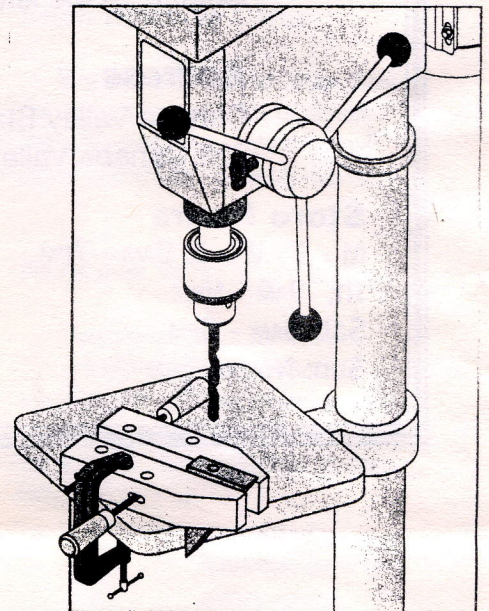
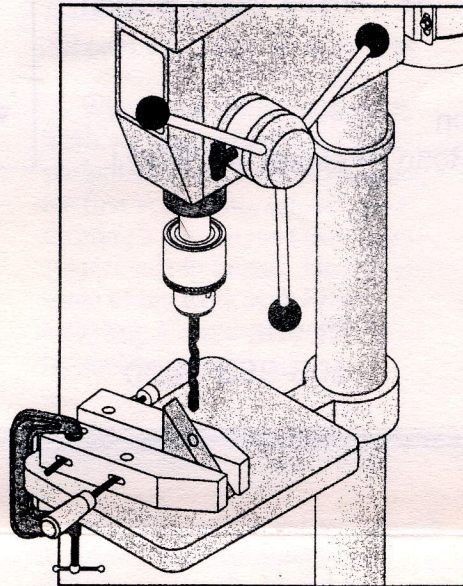
Tips

Here is a pretty good tip from *Wood Magazine*, August issue, on how to handle the drilling of small/slanted pieces on the drill press. The use of a hand screw clamp works well. We know from experience.


Hand screw holds while drill press makes holes

In my furniture-making business, I often need to drill holes in the edge of small, unusually shaped pieces. Rather than make a work-holding jig for each shape, I clamp the piece into a handscrew and drill the hole on my drill press as shown. The clamp keeps my hands out of danger and secures the workpiece for a nice, clean hole.

— Bob Jay, Port Orchard, Wash.



❧



JOS. THUSTON AND SONS


SAW WORKS

928 North 28th Street Birmingham, AL 35203
 P. O. Box 12264 Local (205) 328-4300
 B'ham, AL 35201 Call us Toll Free 1-800-289-SAWS

10% Off to all Guild Members.




U.S. POSTAGE
 0033
 H METER 551408




**Hardwoods, Inc.
 of Alabama**

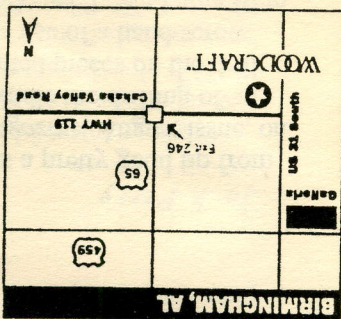
21444 U.S. Hwy 31
 Thorsby, AL 35171
 800-467-4160



The Alabama Woodworkers Guild
 2229 Shelterwood Road
 Birmingham, AL 35226-1096
 Phone: 205-979-3799



Website: www.woodcraft.com
 e-mail: WC511@aol.com



Directions
 Take I-65 to Exit 246. Take Highway 119 West
 (Cahaba Valley Road) 3/4 of a mile. We are
 located on the left, in the Cahaba Valley Station.
Address
 Cahaba Valley Station
 220 Cahaba Valley Road • Pelham, AL 35124

Store Hours
 M - T - W - F: 9AM - 7PM
 Th: 9AM - 9PM
 Sat: 9AM - 6PM
 Sun: NOON - 5PM

PHONE
 205-988-3600

WOODCRAFT
 Helping You Make Wood Work

