

Guild News

VOLUME XX

NUMBER 1

JANUARY 2001

President Charles (Charley) Ard
Vice President Cliff Saxon
Secretary-Treasurer Harold Phillips
Guild News Leonard Sanders

Board of Governors Jack Tyler
Bob Browning
Buzz Kelly

Board of Governors Paul Mancill
Frank Jones
Jack Perry

President's Message

After three years as vice-president I guess I don't need an introduction, so I'll just say that I'm proud to have been elected president and will try to do as well as my predecessor. I have been pretty well satisfied with the way the guild has been going and I'm not looking for much change.

The toys program has been very successful but it is really only supported by about 25% of the members. I would like for the people who have not made toys to make just one or two this year. Several members have given me song and dance excuses that took ten minutes to tell. In the time spent whining they could have made a toy (I may have pointed this out but I tried not to).

The hot dog dinner in May has been a lot of fun. I would like to promote this to a lot of guests and use it to recruit new members. Maybe I will appoint someone to look for new members.

The show gets better every year and I hope Walt and Jack will handle it this year. We need to find a way to encourage more people to participate, especially the ones who have never entered.

With your help we will get a

lot done and I'm looking forward to a great year.

C. Ard

Next Program — January 11, 2001 • 6:30 PM

Cliff Saxon is now our Vice-President, and as such is responsible for our programs. Someone told me he has already lined up our programs until up in the summer, so he is off to a great start. As for this month he has done well. Dr. Maurice Clabaugh, a retired professor of Business Administration at Montevallo University, will be our speaker. Not only will he speak, he invites us to bring any of our projects to the meeting. He will critique them, and he is a qualified critic. In the course of the program he will share with us some recommendations as to how to market and sell our shop projects. This program should be of great interest to all of us.

Last Program—The Christmas Party

Those of you who attended the party know what a great time we had. First off, the food was **OUTSTANDING**—you ladies

outdid yourselves and we appreciate it. After dinner we had the same barbershop quartet we had in 1999, and they were a most entertaining program. The applause told it all, and we hope to have them again next year. As is our custom, the final delivery of toys by the membership occurred at the Party. As of this writing, the count for 2000 is a few over 1,400. However, we know there will be more as the year progresses, and we will have our goal of 2,000 toys. After the toy counting, the raffle of gift certificates to the toymakers and the raffle of the gifts donated by various members and organizations took place. All in all, it was a lovely evening.

Ivan Arthur Kronberg

Our Guild suffered a great loss in the death of Ivan. Some of you newer members will remember him as this big man with the engaging smile, laugh and demeanor who gave lessons in woodworking at least once a year, maybe more. Ivan gave the first program the Guild had way back in 1983, the year we were formed. He also was

active in the Alabama Woodturners group and took a prominent part in it. Ivan leaves his wife Barbara and two sons and has been buried in Michigan. We will miss him.

Our New Officers

It was thought it would be appropriate to remind all of us again who our leaders are for 2001:

President	Charles (Charley) Ard
Vice President	Cliff Saxon
Sec'y-Treas.	Harold Phillips
Guild News Editor	Leonard Sanders

Board of Governors:	Jack Tyler
	Bob Browning
	Buzz Kelly
	Paul Mancill
	Frank Jones
	Jack Perry

This is a fine group who will endeavor to perpetuate the remarkable record our Guild has established. All of them welcome any suggestions you may have to make improvements we can all benefit from.

The Show

What does that mean? Just this. We have in the last three months held our annual SHOW and delivered our 2000 load of toys, and it is now time to be

thinking about what we will make for the 2001 SHOW. It is only eight months away and knowing the snail pace some of us work, it will take us that long to make something. As you know, the Hoover Library was not available last year due to extensive renovation. We think we have our original time reserved for August, the time we have had for several years. You best get started on your project. The SHOW is one thing we have always excelled in and the one thing we don't want to fall into disrepair. Move out, y'all.

Library

Please don't forget we have a somewhat remarkable library. It was assembled principally by Frank Jones. The glass-doored cabinet the books and periodicals are housed in was made by Frank and hold him down long enough, he can and will supply you with such information you need for whatever project you are contemplating.



Sick Report

We bring you up to date on at least two of our members who have had problems recently. Charley Yerby, our retiring Secretary-Treasurer, had four by-passes a few weeks ago but says he is doing fine and in fact had just returned from his daily walk when we called him. The other report you should know about is Dr. Hal Skalka who was hospitalized with an intestine blockage. He was dismissed with no major repair work necessary and should be back among us shortly.

Alabama Woodworkers Guild Newsletter is published monthly for its members and other interested parties. Guild Meetings are held monthly on the second Thursday at 6:30 PM at Jos. Thuston & Sons Saw Works. Take I-65 to Malfunction Junction and get on I-59/20. Go past the Civic Center until you can take exit 126B where you turn right on 31st Street for one block; turn right on 10th Ave., North, and go 3 blocks. Bo Thuston's is on your left.

Information concerning the Guild may be secured by calling Charles R. Yerby at 205-426-4320.


Taking Apart A Glue Joint With Heat

Let's face it. Sometimes we mess up and need to take apart a glue joint. As long as the original joint was glued with hide glue or white or yellow PVA glue, you're in luck. When subjected to moisture or heat, these glues lose their grip in short order. This is good news if you want to make a repair.

You can use warm water to take apart a joint, but it's messy, and it raises the grain. Heat is the better choice, but don't whip out a blowtorch just yet. When using heat to pull apart a glue joint, it is important that you use a heat source that will create a strong, deep heat without burning the wood. To accomplish this, use a 250-watt infrared heat lamp in a portable light fixture. You can buy these lamps at a good hardware store

or restaurant supplier. Be sure to buy a fixture with a heavy porcelain socket capable of handling the wattage and the heat of the lamp. Chicken-coup lamps are a good choice.


Focus the lamp right over the glue joint. In just a few minutes, the glue will soften and the joint will pull right apart. Be careful—the wood will be really hot. Instead of pulling apart the joint by hand, use a quick clamp with the head reversed. Simply apply small amounts of pressure until the joint comes apart. Denatured alcohol and a soft wire brush are all that are needed to clean off the old glue. This article was excerpted from the February 2001 issue of *Fine Woodworking*, and we appreciate their indulgence in permitting us to benefit from the information.



My New Spell Checker

For those of you with computers or correction of spelling on your typewriter, you will enjoy the following which happened to this fellow who obviously couldn't spell:

Eye halve a spelling chequer
 It came with my pea sea
 It plainly marques four my revue
 Miss steaks eye kin not sea.
 Eye strike a key and type a word
 And weight four it two say
 Weather eye am wrong oar write
 It shows me strait a weigh.
 As soon as a mist ache is maid
 It nose bee fore two long
 And eye can put the error rite
 Its rare lea ever wrong.
 Eye have run this poem through it
 I am shore your pleased two no
 Its letter perfect awl the weigh
 My chequer tolled me sew.



Ⓟ



WOODCRAFT®

Helping You Make Wood Work®

Directions

Take I-65 to Exit 246. Take Highway 119 West (Cahaba Valley Road) 3/4 of a mile. We are located on the left, in the Cahaba Valley Station.

Address

Cahaba Valley Station
220 Cahaba Valley Road • Pelham, AL 35124

Store Hours

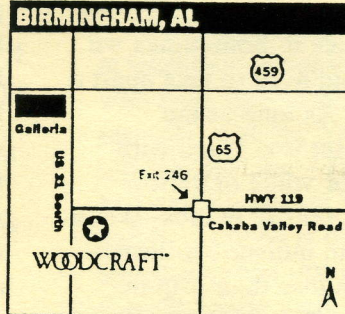
M - T - W - F: 9AM - 7PM
Th: 9AM - 9PM
Sat: 9AM - 6PM
Sun: NOON - 5PM

PHONE

205-988-3600

Website:


www.woodcraft.com
e-mail: WC511@aol.com



The Alabama Woodworkers Guild
2229 Shelterwood Road
Birmingham, AL 35226-1096
Phone: 205-979-3799



Hardwoods, Inc.
of Alabama



21444 U.S. Hwy 31
Thorsby, AL 35171
800-467-4160

10% Off to all Guild Members.

Local (205) 328-4300
Call us Toll Free 1-800-289-SAWS

P. O. Box 12264
Bham., AL 35201

928 North 28th Street Birmingham, AL 35203

SAW WORKS

JOS. THUSTON AND SONS

