



GuildNews

VOLUME XX

NUMBER 4

APRIL 2001

President	Charles (Charlie) Ard	Board of Governors	Jack Tyler	Board of Governors	Paul Mancill
Vice President	Cliff Saxon		Bob Browning		Frank Jones
Secretary-Treasurer	Harold Phillips		Buzz Kelly		Cliff Daniel
Guild News	Leonard Sanders				

President's Message

I announced at the March meeting an invitation we have had to join with the woodturners in submitting some items to the Gadsden Art Museum this summer. I hope some of you will make something nice to represent us there. The same items could also be entered in our show later in the year.

The hot dog dinner will be in only six weeks and I would like everyone to bring a friend and let's have a big party. This event has always been fun in the past and I would like to continue the tradition.

There is a class going on that is making a garden bench. We meet at Bo's loft most Saturday mornings. Paul Mancill is teaching this time with myself as substitute. Bo has furnished some first class lumber and the project is going to be nice.

This is a good time to get started on a project for the show. We had such a good show last year at Shelby County Library it will be hard to top, but let's try. Maybe I will enter my boat if we have a category for it. I haven't even smelled a ribbon in three years, maybe this will do it.

C. Ard

Next Program - April 12, 2001 - 6:30

Cliff Saxon seems to have read our minds. He knows how we are always having problems with our

machinery and don't know what to do about it. He has come up with an answer. He has invited Warren Jones, an employee of Bo Thuston, to talk to us about this problem. Warren worked for the Carbide Tool Company in Atlanta for several years and has been working for Bo for seven years. He is intimately acquainted with wood-working equipment and will be willing to answer your questions about what to do about some problem you may be having with a piece of your equipment. Come prepared to ask questions.

Last Program

We are indebted, first to Cliff Saxon, and second to our guest speaker Mike Davis. It became obvious immediately that Mike knew what he was talking about when he launched into how to tune a band saw (bet you didn't know there is music in a band saw). These are the principal things you should attend to when tuning (adjusting) your band saw: check the weld where the blade is joined for smoothness; hone back corners of blade; wheels bearing the blade may be checked for accurate alignment with each other with a straight edge by testing to see if the wheels are in touch with the edge by all four (two wheels) wheel edges touching the straight edge; check tires for a crown, if present replace; check blade tension (springs weaken with age); after setting tension reset guides; there is a slit in every bandsaw table to enable you to insert a new blade - there is a pin, leveling the two sides and replacing

the pin; with a machinist square check to ensure the blade is 90° to the table; resawing is a ticklish procedure and space doesn't permit a full disclosure - instead, we refer you to FINE WOODWORKING MAGAZINE, Issue 95 for more on band saws. You may see Mike Davis at WOOD-CRAFT where he demonstrates on the bandsaw and the scroll saw. Now, speaking of the scroll saw, there are not as many problems to attend to as the band saw. However, be sure the scroll saw blade is perpendicular to the table, tension the blade properly with teeth pointing down and set the "hold down" as close to the wood as possible - just loose enough for the movement of the wood.

Show and Tell


We appreciate our members sharing their work with us. We not only enjoy seeing their work, we get inspiration and ideas from them. Here is what we had:

- | | |
|--------------|---|
| Cliff Daniel | An airplane |
| Frank Jones | A honeysuckle vine scarred sapling made into a walking stick which he gave to Dan Browning in recognition for his service to the Guild. |
| Virgil Rice | Three small stools for Children's Hospital |
| Ben Landrum | Scroll-sawn refrigerator decorations with magnets |

Jim Anchors A beautiful walnut board needing confirmation that it is walnut.

Thank-You Notes

We are in receipt of two such notes worthy of mention. The first is from HOSPICE Family Care. They appreciate our donation of children's toys. The second is from the Scout Troop pictured in our March Guild News. If you remember, Dan Browning, Charlie Ard and Jack Perry hosted a workshop for the young men.



Web Site

Bob Browning has moved us into the 21st Century. We now have a Web Page, as it is known as "alabama-woodworkersguild.org. All you have to do is go out and purchase a computer, or if you already have one tune in to our page. As time goes on we hope to include pointers for woodworkers, tips, frequently asked questions and the like. No doubt, many of you have some ideas about information that would be of interest to woodworkers so why don't you give Bob a call and share your ideas. His E-Mail is bobbrowning@sungardebs.com. Contact him and give him any ques-

tions and answers you may have, or just questions even without answers, anything you think would be of interest to the rest of us.

New Board Member

Cliff Daniel has been appointed to fill the unexpired term of Jack Perry as a member of the board. We welcome his input and know we will benefit from his counsel.

Gadsden Art Show

We have been invited by the Alabama Woodturners to join them in supporting a juried art show at the Gadsden Art Museum during September and October. This is going to be wood art and from the kind of work our Guild does there isn't any doubt we can make a contribution to the show. There will be more about this in the near future but be thinking about what you would like to enter. It may be something you have made in the past, or something you have entered in our annual SHOW.

The Show

There was mention in the Gadsden item above about our SHOW and now you not only have to make or show something you have made for them, you have to get something ready for OUR show. Some of our members have never entered ANYTHING in our annual show. That is sad. It is much fun to bring your creation to the show site, get it identified, and place it in view of the public. Much pride may be taken when you learn you have won a blue, red or white ribbon for your efforts. There is one more ribbon to vie for - the PEOPLE'S CHOICE, or another name for it is BEST OF SHOW. Think how proud you will be

when you win this coveted prize. Remember, you aren't competing with everyone. Each category is divided into Advanced, Intermediate or Beginner categories. So you see you will be competing with fellow members of equal skill. Further, the categories of entries are: Traditional Furniture, Contemporary Furniture, Turning, Small Objects (could be most anything just so it is small), Carving, Shop Tools and Jigs, and an OPEN category which would be anything other than the others. You may wish to enter an object but not have it judged, and you may. Last year we had 31 members enter the show with 105 pieces. Of the 105 pieces, 75 were for judging and 30 were not. We compete with each other on the golf course, the bowling alley, the fishing pond and many other competitions. So why not share the joy with your fellow members and get in the show. We would like to hear from those of you who have never entered as to why you haven't. It might be pos-

Alabama Woodworkers Guild Newsletter is published monthly for its members and other interested parties. Guild Meetings are held monthly on the second Thursday at 6:30 PM at Jos. Thuston & Sons Saw Works. Take I-65 to Malfunction Junction and get on I-59/20. Go past the Civic Center until you can take exit 126B where you turn right on 31st. Street for one block; turn right on 10th Ave., North, and go 3 blocks. Bo Thuston's is on your left.

Information concerning the Guild may be secured by calling Harold Phillips at 205-424-0819.

sible to change the rules if your story is convincing enough. Come on, let's all join in and create the best SHOW we have ever had. Remember, we are on the Web now and your relatives in Texas or wherever, can lock on and see your "stuff".

Woodcraft

On July 14th we are invited to participate in a demonstration at their store on Hwy 119. By now all of you must know where it is and probably have been there shopping. The items to be produced will be "small items" because there would not be space not time to make large items. Machinery will be set up for our use, or you may bring your own. There will be prizes of \$200, \$100 and \$50, and the items produced will be on display at WOODCRAFT for a week or two. Be prepared to volunteer as a demonstrator to help advertise the GUILD as well as one of our sponsors, WOODCRAFT.



Auction - Auction

We say it twice for emphasis. This is an experiment we have borrowed from the Woodturners. they have had great success with their members bringing tools or materials they don't need and letting the woodturners auc-

tion them off to their members with the proceeds going into their coffer for the benefit of the association. We have tried it for two months with only moderate success. We believe all of us have tools we seldom, if ever, use or a piece of lumber we have no real need for or a machine stand, or a light fixture, or something just to make a little more room in our shops. Bring 'em in, y'all.

Suggestions & Tips

There are several really fine woodworking (no pun intended) magazines on the market, most of which depict methods of doing certain jobs in the shop or tips on how to correct or enhance some worrisome thing that keeps us from completely enjoying our time working in our shops. With this in mind, we offer a couple of ideas taken from one or more of these magazines:

We all encounter our glue bottle when the lid gets stuck to the neck or spout. Wax the threads and you will stop that.

If you work with black walnut at all, you know how hard it is to see the pencil lines we put on the material for cutting. Put chalk over the pencil line. The chalk will not cover the graphite, but will cover the space around the line thus making the line show even better.

You know how it is when you lay a round handled chisel on the work bench and it usually rolls off? Fix it by planing or sanding a flat strip on the side the flat of the blade is on and you stop the rolling off. By feel, know when you have the blade beveled side up.

We all keep mineral spirits in our shops for various reasons. We all know how the settlement goes to the bottom of the can. Set the can aside for a week or two and when you pour off the good spirits, you can then pour out the settlement.

If you have carving tools in a canvas roll, you probably have a rust problem. There are a couple of things you can do: soak your canvas roll in clear kerosene and let it dry; spray the roll with a silicone-base, water repellent fabric spray. This will solve your problem.



Toys - Toys - Toys

Don't let it slip form your mind that toys are needed all year long, now. Paul Mancill is our point man with Children's Hospital and any other groups who need us. He can use toys all year long in addition to the big push we put on at Christmas. There are birthdays to be recognized as well as other occasions (like after an operation) when a toy made by people like you means a great deal. Make a couple of toys between now and our April meeting - you'll be glad you did.

JOS. THUSTON AND SONS

SAW WORKS

928 North 28th Street Birmingham, AL 35203

P. O. Box 12264
B'ham, AL 35201

Local (205) 328-4300

Call us Toll Free 1-800-289-SAWS

10% Off to all Guild Members.

U.S. POSTAGE




0034

H METER 551408




Hardwoods, Inc.
Of Alabama
800-467-4160

Open 8 am - 5 pm, Mon. - Fri.
Open 8 am - 12 pm Sat.
WALK-INS WELCOME
21444 U.S. Highway 31
Thorsby, AL 35171



The Alabama Woodworkers Guild

934 Hitching Post Lane
Birmingham, AL 35210-4275



Website: www.woodcraft.com
e-mail: WC511@aol.com

PHONE 205-988-3600

Sun: Noon - 5PM
Sat: 9AM - 6PM
Th: 9AM - 9PM

M - T - W - F: 9AM - 7PM

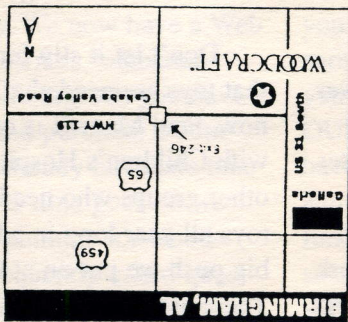
Store Hours

220 Cahaba Valley Road • Pelham, AL 35124
Cahaba Valley Station

Address

located on the left, in the Cahaba Valley Station.
(Cahaba Valley Road) 3/4 of a mile. We are
Take I-65 to Exit 246. Take Highway 119 West

Directions



WOODCRAFT
Helping You Make Wood Work

