

Guild News

VOLUME XX

NUMBER 5

MAY 2001

President Charles (Charlie) Ard
Vice President Cliff Saxon
Secretary-Treasurer Harold Phillips
Guild News Leonard Sanders

Board of Governors Jack Tyler
Bob Browning
Buzz Kelly

Board of Governors Paul Mancill
Frank Jones
Cliff Daniel

President's Message


It's May again and time for our Annual Hot Dog Dinner. Make plans to be there and bring a friend who might be interested in woodworking. This has been going on for several years now and it is always a lot of fun.

We have the new membership directories printed and they will be available at the May meeting. Many thanks to Bob Browning for all the time he spent updating the info and printing the books. Thanks are also due to Harold Philips for collecting the forms. Hopefully, by the meeting we will know where the show will be held. Walter Barnett is in touch with the Hoover Library and with luck we can have that space again. So, get busy on those projects and I'll see you at the May meeting.

C. Ard

Next Program

HOT DOG SUPPER




Now how do you like them apples? No, not apples but HOT DOGS. Yes, we have arrived at the time in the year when we have our hot dog supper to provide an opportunity for our members to socialize and get to know each other, and a chance to bring friends, wives, children, and neighbors with the intent of some coercing them into joining our illustrious group. The first of these suppers was held the last year we met at Acton's and was such a success it has continued each year after. You don't have to bring anything - just yourselves and possibly a prospect for the GUILD. Our arrangements committee is taking care of securing the vittles, and what is more fun than that old American function where eating hot dogs is enjoyed? No formal program is planned for this meeting.

Last Program - April 2001

Warren Jones has been in the machinery repair and maintenance business for a good many years. The last seven have been with Bo Thuston, and after hearing him explain just a few of his operations on "sick" machines we believe him. He talked about how to true the fence on a table saw. There are usually two sets screws on the head that move the other end one way or the other, and all you have to do is find the right combination. He said we should use WD-40 on the worm gear that tilts the blade or raises and lowers the blade. If you are having a screaming noise - the blade is vibrating; if there is a bumping noise, check the bearings. On to planers: when installing new or sharpened blades, use a blade setter and leave 1/8" of blade to do the work. He suggested we use ALL the blades; that is, when sending narrow boards through, alternate first on the left side, then the center and finally the right side - thus giving equal wear to the blades. Then the jointers: when inserting new or sharpened blades, adjust the infeed table with the tip edge of

the blades and the outfeed table. As for bandsaws: square blade to table top, and tracking teeth just off edge of rubber tire. If there is excessive breakage of blades, it's usually because the tension is too tight. Thank you, very much, Warren.



anything else. Then there just isn't a huge body of professionals who are standing around and anxious to share their knowledge and experience with us. Outstanding programs that come for nothing just don't exist. If the members want to have crackerjack people delivering our programs, there are just two ways to get there:

- (1) increase the dues or
- (2) charge and admission fee at those meetings when the program has to be paid for.

If these two alternatives are not acceptable, then we must rely on our good members sharing with us.



An Editorial

During the course of updating our directory for 2001, several of us volunteered to telephone those member who had neglected to pay their annual dues of \$25. There were some who had forgotten but other said that they were no longer interested in the GUILD because the programs were not as good as they thought they should be. If the members want top-rated programs, done by professional people, it ain't gonna happen as long as our dues are only \$25. It takes most of the \$25 to pay for the printing and mailing of the GUILD-NEWS leaving very little for

Woodcraft on July 14th

It is on this day we have been asked to participate in a few hours of demonstration time at their store.

The Woodturners have accepted the invitation and we have too. It is a lot of fun to stand there and make something for the spectators to "ooh" and "aah" over and explain to them what it is and how it was made. Pres. Charlie has asked for volunteers, and he expects us loyal followers to make the effort to be there and represent the GUILD.

Alabama Woodworkers Guild Newsletter is published monthly for its members and other interested parties. Guild Meetings are held monthly on the second Thursday at 6:30 pm at Jos. Thuston & Sons Saw Works. Take I-65 to Malfunction Junction and get on I-59/20. Go past the Civic Center until you can take exit 126B where you turn right on 31st Street for one block; turn right on 10th Ave. North, and go 3 blocks. Bo Thuston's is on your left.

Information concerning the Guild may be secured by calling Harold Phillips at 205-424-0819

Auction #1

There were two packages of coping saw and scroll saw blades offered, and each package went for \$2.00. Now comes the time when we need to give serious consideration to bringing something of value from our shops and permitting the proceeds from the auction to go into the treasury of the GUILD for other besides the GUILD-NEWS.

Auction #2

We had a couple of items of value offered at this point in the meeting. First, a spalted maple bowl blank went to James Armstrong for \$37, and a Black & Decker jig saw went to Herb Slaman for \$5.

Show and Tell

The fun part of our meetings. We had three members who were willing to share their "stuff" with us:


Cliff Saxon - A turned bowl with handles of Cherry

Buddy Finch - A scroll sawn trivet or hanging

Dan Browning - A fine pencil box (or whatever) that the lid would come up if one end were pressed down.

Web Site

Last month we reported that Bob Browning was moving us into the 21st century, and he is, but not quite yet. He is still working on it, and the construction thereof is proceeding nicely. We will keep you up to date as the project slides into completion.



Quick Tips

We are indebted to *FINE WOOD WORKING MAGAZINE* for the following quick tips. They are from the October 200 and April 2001 issues:

Wood filler made with sanding dust and polyurethane glue gives a much better color match and takes the stain better than filler made with yellow glue. Clamp wax paper and a scrap of wood over the repair to prevent the filler from foaming out.

To eliminate that gummy, sticky feeling when sharpening a chisel on a waterstone, add a couple of drops of paint thinner to the water. Presto! The blade



will glide smoothly over the stone.

The same rubber abrasive stick that you use to clean sanding discs and belts will also remove gum buildup from your bandsaw blade. Just push the stick against the sides of the blade while the saw is running.

JOS. THUSTON AND SONS SAW WORKS


928 North 28th Street Birmingham, AL 35203
 P. O. Box 12264 Local (205) 328-4300
 B'ham, AL 35201 Call us Toll Free 1-800-289-SAWS

10% Off to all Guild Members.




**Hardwoods, Inc.
Of Alabama**
800-467-4160

Open 8 am - 5 pm, Mon. - Fri.
 Open 8 am - 12 pm Sat.
WALK-INS WELCOME
 21444 U.S. Highway 31
 Thorsby, AL 35171



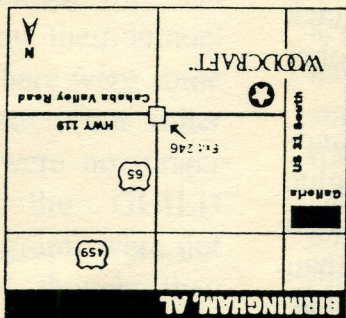
The Alabama Woodworkers Guild
 934 Hitching Post Lane
 Birmingham, AL 35210-4275



Website: www.woodcraft.com
 e-mail: WC511@aol.com

PHONE 205-988-3600

Store Hours
 M - T - W - F: 9AM - 7PM
 Th: 9AM - 9PM
 Sat: 9AM - 6PM
 Sun: Noon - 5PM



Directions
 Take I-65 to Exit 246. Take Highway 119 West (Cahaba Valley Road) 3/4 of a mile. We are located on the left, in the Cahaba Valley Station.
Address
 Cahaba Valley Station
 220 Cahaba Valley Road • Pelham, AL 35124

WOODCRAFT
 Helping You Make Wood Work

