

# Guild News

VOLUME XX

NUMBER 7

JULY 2001

President Charles (Charlie) Ard  
Vice President Cliff Saxon  
Secretary-Treasurer Harold Phillips  
Guild News Leonard Sanders

Board of Governors Jack Tyler  
Bob Browning  
Buzz Kelly

Board of Governors Paul Mancill  
Frank Jones  
Cliff Daniel

## President's Message

There has been all kind of talk about the letter Bo Thuston sent us at the last meeting so I will print it here.

Dear guild members:

Rumors of the guild moving its meeting to a new location are floating around, I am not opposed to this and wish you well, if that is what you decide.

However, I will offer a change of meeting time if you decide to remain at Thuston and Sons.

Beginning in September, the guild would meet on Saturday mornings (anytime up until noon).

I propose the September meeting be held on the 15th (3rd Saturday), and thereafter on the 1st Saturday of each month.

Saturday meeting could be beneficial to the guild. It has worked quite well for the woodturners. I feel it would be the same for the guild.

These are some of the advantages to meeting at Thuston and Sons on Saturday mornings,

1) Meetings can be longer if needed, up to four hours for special programs.

2) Better outside speakers (out of town or state) can be attracted.

3) The shop upstairs - Divide into smaller groups for "hands on" demos or a mentor program.

Actually do some woodworking.

4) Safety concerns about parking -

it's daylight outside.

5) Good food - Bo cooks every meeting for the woodturners and will be happy to cook for the guild.

I'll be happy to have the guild continue to meet at Thuston and Sons on Saturday mornings, if that's what you decide to do. I feel this is a positive change that will really promote interest and growth in the club.

If you decide to meet elsewhere, I'll still support the guild and its members in any way I can.

Best regards,  
Bo Thuston

As you can see, Bo is suggesting we change our meetings to Saturday morning - I think it is probably a good idea for all of Bo's reasons as well as one of my own - Our meetings have become as much social event as instruction. Sometimes you can't hear the speaker for the people talking and this would give more opportunity for old friends to see each other. The barbeque wouldn't hurt my feelings either, so come to the July meeting and let's talk about it.

*C. Ard*

## Next Program

July 12, 2001 - 6:30 PM

Our V-P & Program Chairman,

Cliff Saxon has come up with a good one for July. He is Chad Harmon, manager of the local Makita outlet, and he is involved in home remodeling. Considering the two of his qualifications, tools and remodeling, he will have a most interesting and informative program. Ordinarily we have tried to stay away from esteemed peddlers but in this case the program is worth much more than a theory. With his association with Makita he knows the latest tools on the market and how they operate. Then using these tools in his remodeling business, he can tell us just what to expect from each tool.

## Last Program - June 2001

Our expectations for a fine program were certainly fulfilled with the artistry of Richard Brewer. Our former member and Vice President certainly lived up to his advance billing. He shared a lot of information with us, like the veneer he was using is 1/28" thick (you can almost read a newspaper through it. When a tree is felled, a good and valuable tree, the best cuts (crotch, etc.) go to the veneer mill. making furniture out of solid walnut, cherry, mahogany or any other number of trees is far more expensive than veneering an MDF board or some other kind of substrate. If you want to match grain patterns, veneer is your

method of doing so. If you want to book match a figured grain, veneer is your game. What some of us may not have known is, when making a table top, you veneer both sides. After putting the good stuff on the top, you may put less expensive stuff on the bottom. This is supposed to give moisture and anything else a hard time trying to undo a beautifully veneered table or chest top. Now, we haven't mentioned how he (Richard) gets the veneer onto the subject. It is done with a vacuum bag. The one he demonstrated is home made by him and works just as well as the expensive models. He bought some heavy plastic and made it into an envelope; sealed one end of the bag leaving just enough room for the hose to be attached; then made a scissors-like device to seal the other end of the bag just before starting the vacuum; then he used a small pump and a gauge to measure the pressure. After spreading Weld Bond glue on the subject with a paint roller and smoothing the veneer on the substrate he placed the subjects in the bag, sealed the bag and turned on the pump. It only takes a few seconds to see the bag collapse on the subject and you know the even pressure needed to successfully veneer something is taking place.

Richard shared also with us how he takes pieces of veneer and trims the edges as needed. We certainly appreciate his preparing and delivering us this truly fine program.

## *Business*

A small matter of business was conducted by Pres. Charlie. It was discovered that the wrong address was included in our by-laws dealing with ByLaw TWO. As stated, we are still at Acton's in Helena, in fact we are at Pres. Charlie's home address. There being a quorum of 25 members or more present a motion was made and seconded that, the ByLaw Two be corrected to reflect our present location. There were no dissenting votes.

## *A Seminar*

The possibility of having a one-day seminar later in the summer or fall was discussed, and a show of hands confirmed there is sufficient interest to make plans toward such a seminar. A lot of interest has been expressed in having a seminar dealing with cabinet making, something most of us know very little about. Paul Mancil is acquainted with a professional in Indiana who can and will put on a program for us if conveniently scheduled. This gentleman (not Indiana Jones) would require some travel expenses well as lodging and a fee for himself. So, as we have always done, we will have to charge an attendance fee from all who participate. Our record over the years has been outstanding, and we have had some notable demonstrators. This is what our Guild is all about, making woodworking fun (and in some instances, profitable). As we

move nearer the selected date, please don't hesitate to participate.

## *Gadsden Art Museum*

Pres Charlie reported briefly on this project. He has received pictures of entries from several of our members, and if everything moves along as expected we should have our "stuff" in that show. By all means, we want all our members to make the trip to Gadsden when the display is in progress and cast a vote for our guys and gals with the possible result of their being adjudged "People's Choice" (or, put another way, Best of Show). We will keep you informed as to when this takes place.

Alabama Woodworkers Guild Newsletter is published monthly for its members and other interested parties. Guild Meetings are held monthly on the second Thursday at 6:30 pm at Jos. Thuston & Sons Saw Works. Take I-65 to Malfunction Junction and get on I-59/20. Go past the Civic Center until you can take exit 126B where you turn right on 31st Street for one block; turn right on 10th Ave. North, and go 3 blocks. Bo Thuston's is on your left.

Information concerning the Guild may be secured by calling Harold Phillips at 205-424-0819

## ***Auction - Auction***

There was only one item offered for auction this time. Frank Jones has made an art of hunting saplings in his woods that have had honeysuckle vines wrapped around them and caused them to grow with a spiral on them. He finishes them expertly, carves or otherwise makes a head for them and puts a brass ferrule on the tip that pounds the ground. They are quite a novelty. Frank brought some ten such blanks from his woods, and they were auctioned off to Lawrence Thomas. We hope Lawrence will bring them to our meeting as Show and Tell soon. By the way, our treasury benefited by \$20, thanks to Lawrence. (We are sure he cleared this with his wife ahead of time).

## ***Show and Tell***

What a great bunch of "showoffs" we had at the June meeting.

First off was George Schoppert brought a nostalgic piece. It is a coffee table he made in Ramsey High School back in the '30s (sorry, George, just guessing). It had turned legs and stretcher and a pie crust edge around the top. It is in amazingly good shape for anything that old.

Second off was Dr. Kassner - he had the makings of a bed, complete with the posts. In addition, the drawer fronts for a dresser were beautifully carved and will be very impressive when completed.

Third off was Ben Landrum. Ben has produced a turned lighthouse

consisting of cherry, maple and purple heart. Nice job.

Fourth off was Cliff Daniels. Cliff has produced a scene in thin plywood on the scroll saw and from the looks of it he must have had to stop the machine, loosen one end of the blade, thread it through the correct hole and reattach it to the machine at least a hundred times. Fine job.

## ***Free Wood***

We are indebted to Harold Phillips for a large scrap of walnut. He will have it there at the July meeting for the taking and it is first come first served. Thanks, Harold.

## ***Woodcraft Demonstration***

On the Saturday following our next meeting, there will be a demonstration program held at Woodcraft in Pelham on Highway 119. We have been mentioning this for a couple of months and the time for it is now. If you feel capable of doing a demonstration you are requested to bring any equipment you will need and the material to be used in your demo. This is a wonderful opportunity to let the public see us and know we exist. We will be competing with the Alabama Woodturners for space and prospective new members, and we don't want to lose a single prospect. This will be fun and if you don't feel up to doing a demo, please come and spend part of the day watching those that are demo'ing and cheering them on. You will hear


more about this at the July meeting. By the way, July 14th is the date for the demo.

## ***For Sale***

We have a long time member Virgil Rice who has suffered two heart attacks this year and is moving into Mt. Royal in a short time. He will be wanting to sell his shop shortly, but for now he would like to sell his enormous collection of FINE WOODWORKING MAGAZINE which goes back to the beginning of the magazine. He also has a huge collection of WOOD MAGAZINE he would like to sell. If you have any interest, please call him at 822-3996 and help him out.

## ***What Do You Think?***

The woodworker was telling a lady why he couldn't give her a setee, explaining it is made of Solid Mahogany which is quite expensive. Oh, that's alright, she said, I'll take it made from Hollow Mahogany.





# JOS. THUSTON AND SONS

## SAW WORKS


928 North 28th Street Birmingham, AL 35203  
 P. O. Box 12264 Local (205) 328-4300  
 B'ham, AL 35201 Call us Toll Free 1-800-289-SAWS

10% Off to all Guild Members.




**Hardwoods, Inc.**  
**Of Alabama**  
 800-467-4160

Open 8 am - 5 pm, Mon. - Fri.  
 Open 8 am - 12 pm Sat.  
**WALK-INS WELCOME**  
 21444 U.S. Highway 31  
 Thorsby, AL 35171



**The Alabama Woodworkers Guild**

934 Hitching Post Lane  
 Birmingham, AL 35210-4275



Website: [www.woodcraft.com](http://www.woodcraft.com)  
 e-mail: [WC511@aol.com](mailto:WC511@aol.com)

PHONE 205-988-3600

**Store Hours**  
 M - T - W - F: 9AM - 7PM  
 Th: 9AM - 9PM  
 Sat: 9AM - 6PM  
 Sun: NOON - 5PM

**Directions**  
 Take I-65 to Exit 246. Take Highway 119 West  
 (Cahaba Valley Road) 3/4 of a mile. We are  
 located on the left, in the Cahaba Valley Station.  
**Address**  
 Cahaba Valley Station  
 220 Cahaba Valley Road • Pelham, AL 35124

