



Guild News

Volume XXI Number 7

July 2002

President: Dan Browning
(205)979-3799

Vice President: Paul Mancill
(205)823-2195

Treasurer: Harold Phillips
(205)424-0819

Guild News: Nelda Kelly
(205)733-1258

Board of Governors:
Bob Browning
Buzz Kelly
Jim Lee
Bill Shivers
Bill Thomas
Jack Tyler

**Saturday,
July 20, 2002**

- Coffee and donuts from 8:00 AM until 9:00 AM
- Meeting begins promptly at 9:00 AM
- Program
- Lunch at 11:30 AM
- Shop Visit 1:00PM

Inside this issue:

June Meeting Highlights	2
Show and Tell	2
Charlie Ard's Father Remembered	3
Bill Thomas Shop Visit Reviewed	3
Walter Barnett Shop Visit Map	3
Flag Cases	3

President's Message

It's really hard to believe but this year is half over! Thinking back over the year's activities, we all should be pleased. We've had some real good and educational programs to be proud of, and several of these by our own members. There's lots of talent in our organization.

Thanks to **Bill Shivers'** hard work, (of course he had help) we now have a quality library from which we can all benefit.

The participation in "Show and Tell" has certainly picked up. Last meeting alone we had seven members showing off and talking about their work. This is very interesting and educational to all of us.

Shop visits have been great this year. I hope we keep up this level of interest. These kinds of activities make the Guild a great organization.

A reminder to each of you about the demonstration at Woodcraft on July 13th. If you just don't want to demon-

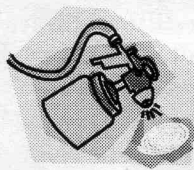
strate, come on out and lend moral support to us. I understand we will have several participants, so come join the fun.

Also, if you put a piece of your work on display at Woodcraft and it's chosen (by the public) as the best of show you'll win \$150.00.

I received confirmation that we will be having our annual juried show in conjunction with "The Woodworking Show" at the Birmingham Jefferson Civic Center. The show dates are November 22nd, 23rd, and 24th. This will be an outstanding opportunity to get our work in front of a large audience, so it's time to get started on that something special for the show.

One last point, don't forget about our Toys Program. If you have any questions **Jack Tyler** is our coordinator and will be glad to help you.

See you July 20th.



Finishing the Project

At the July program we will explore and demonstrate various methods of finishing wood - We will call this program "Finishing the Project."

Dan Browning has become very accomplished with spraying lacquer and will discuss and demonstrate using this technique.

Other topics and demos will include making and applying 1-2-3

homemade hand rubbed finish, making wax for food safe woodware, filling grain in open grain woods and finishes that work well for outdoor applications.

Finishing is one of the most difficult and important parts of building a piece of furniture. Don't miss this program! In fact, you may want to bring a note pad.

After the meeting we are off to visit the shop of **Walter Barnett** (see page 3 for directions).

June Guild Meeting

The June program was lively and varied. **Mike Key** brought some of his extensive collection of wood and showed us everything from pad auk to purple heart to rosewood. He brought several burls and told us what causes burls and how they are used. A number of guild members bring lumber back from vacation trips and **Mike** is one of the worst offenders.

Bob Browning has designed our web site from the bottom up and he took time to show us all about it. All the stuff available

there is a wonder to behold. Some people will be interested in the internet now who were not before.

Bill "Ice Man" McCann brought his knife grinding machine and demonstrated it for us. There has always been a good deal of interest in knife making among guild members and this machine was well received. Woodworkers just love machinery even if it doesn't work wood.

Thanks to **Paul Mancill** for organizing this excellent program.

Show and Tell included toy cars and car parts by **George Schoppert**, a ball and claw foot made at **Frank Jones'** shop by **Paul LeSueur**, boxes made by **Dan Browning** (**Dan** says they were beautiful), coffee table made from some of his own kiln dried cherry by **Paul Mancill**, the bookcase built by the bookcase class, toy trucks made by **John Merchant**, small turnings by **Rick Connelly** (he started turning two months ago) and a wooden horse shoe set (real neat) by **Buddy Finch**.

Building Boats

The following is a partial reprint from a Guild News article from August 1996. In memory of **Charlie Ard's** father who recently passed away. The title of the article was "Boat Building" and was written by **Charlie**.

For some time now my father and I have been building a wooden boat. It's a 22 foot sailboat, gaff rigged. We have the hull all planked up, turned over, and on the trailer.


This project has been going on now for a long time and I am ready for it to be finished. I might take two years considering a project, making drawings, finding materials and the like, but once I start making chips I usually spend all my free time on it until it's finished and I'm pleased with it (I'm governed by the principal "let's get it completely done and get it out of here - I'm tired of looking at it").

My daddy (Charlie Ard, Jr.), on the other hand,

likes to drag a job out as long as possible. He'll have drawings for every part and every step down pat before he makes a single cut (he's governed by the principal "start slowly then ease off"). It probably comes from building telescopes where everything has to be precise.

He enjoys the actual cutting of wood and takes his time on every one (that sweet sound of the table saw and router). His parts usually fit the first time.

We have really had very little friction on this project despite our different ways and the boat is looking nice. When we get sails made it will look so good we will both be inspired to finish it.



About Us

Alabama Woodworkers Guild Newsletter is published monthly for its members and other interested parties. Guild meetings are held monthly on the third Saturday at 9:00 a.m. at Jos. Thuston & Sons Saw works. Take I-65 to Malfunction Junction and get on I-59/20 going East. Go past the Civic Center until you can take exit 126B where you turn right on 31st Street for one block; turn right on Richard Arrington Blvd, and go 3 blocks. Bo Thuston's is on your left at 928 28th Street N.

Information concerning the Guild may be secured by calling **Harold Phillips** at 205-424-0819.

See our website at: www.alabamawoodworkersguild.org

Contact our **Guild News Editor, Nelda Kelly** at nelbuz@msn.com.

Bill Thomas Shop Visit

The food and the weather brought a GREAT turnout to visit **Bill's** workshop. **Bill** volunteered to cook the hot dogs at his place rather than having lunch at Bo's. The people followed the food. **Bill's** wife, Betty, and some other woodworker wives helped **Bill** with the cooking and everyone seemed to enjoy.

Bill has done a beautiful job of landscaping his lot, taking advantage of the natural rock outcroppings and other features. He solved a wet spot problem by planting a Cypress tree to take up the water - worked too. It

sure would be tough having a master gardener like **Bill** for a neighbor.

Bill's shop is a study in what can be done in a small space. He has all the basic machines, some mounted on casters, and still has the needed space to produce some very nice work as evidenced by some "projects in progress" in the shop. I am somewhat concerned that **Bill** may be spending too much time cleaning because the shop was spotless.

A good time was had by all and we want to say a special THANK YOU to both **Mr. and Mrs. Thomas** for having us at their lovely home.

Welcome New Member

Walter Addington of Alabaster

Flag Cases

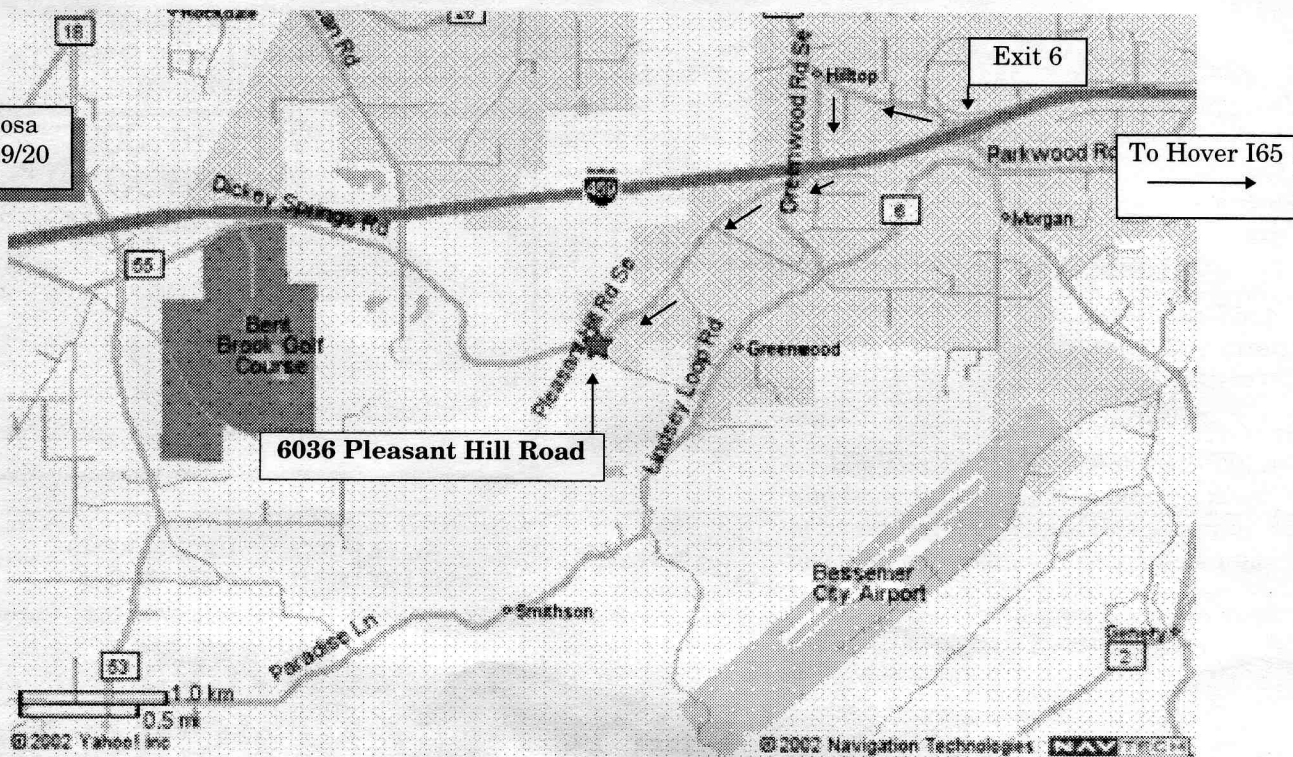
Jim Anchors continues to work on those flag cases for the family members of the people that lost their lives on September 11th.

Jim has obtained donations of materials from Lowe's and is continuing to solicit donations from other sponsors for this worthy cause. He would like to get more volunteer involved in making those map cases. There have been a couple of changes in the original design. See **Jim** for details.

Walter Barnett's Shop

During the shop visit to **Walter Barnett's** might be a good time to get some helpful hints as to what projects might be good entries into our annual juried show. **Walter**, show chairman, would be an excellent person to ask for advice.

Directions: Exit from I-459 at exit 6 (Morgan Rd or Bessemer/Helena exit) If traveling south/west on I-459 take Morgan Road to the right toward Bessemer, if traveling north/east on I-459 take Morgan Road to the left toward Bessemer. Go approximately 1/2 mile to a traffic signal at the intersection of Morgan Rd and Greenwood Road. Turn left on Greenwood Road. Go approx. 1/2 mile and cross over I-459. After crossing I-459, the first street to the right is Pleasant Hill Road. 6036 Pleasant Hill Road is approximately 1 mile on the right. Drive thru the gate at the back to the shop.





WOODCRAFT[®]

Helping You Make Wood Work[®]

IRMI LPM: 2002
12 JUL 2002

Directions

Take I-65 to Exit 246.
Take Highway 119 West (Cahaba Valley Road)
3/4 of a mile. We are located on the left,
in the Cahaba Valley Station.

Phone

205-988-3600

Fax

205-988-3612

Website:

www.woodcraft.com

e-mail: WC511@aol.com


Store Hours

M - T - W - F: 9AM - 7PM

Th: 9AM-9PM

Sat: 9AM-6PM

Sun: Noon-5 PM



www.hardwoodweb.com
Thorsby, AL 35171
21444 U.S. Highway 31
WALK-INS WELCOME
Open 8 am - 12 pm Sat.
Open 8 am - 5 pm, Mon. - Fri.

Hardwoods, Inc.
Of Alabama
800-467-4160


The Alabama Woodworkers Guild
928 28th Street North
Birmingham, AL 35203
Phone: 205-328-4300



928 North 28th Street Birmingham, AL 35203
P. O. Box 12264
Bham, AL 35201
Local (205) 328-4300
Call us toll free 1-800-289-SAWS
10% Off to all Guild Members.

SAW WORKS

JOS. THUSTON AND SONS



BIRMINGHAM AL 35203
PM
JUL 2002