




Woodworking Education Center
10544 Hwy 17, Maylene, AL 35114

Alabama Woodworkers Guild Guild News



www.alabamawoodworkersguild.org

Volume XXXV Number 10

October, 2016

Next Meeting

The next
scheduled
meeting is
October 15

In This Issue

- Shop Calendar p. 3
- Pre-Meeting Program p. 4
- Meeting Program p. 4
- Mentoring p. 5
- WEC Directions p. 7

President's Message

To Show or Not to Show?

The AWG Annual Show is in December this year and I have to decide if I am going to enter something or not. Why should I? Well, I've been thinking about it and here's what I came up with.

First, I'm not that good of a woodworker. I think I'd call myself an intermediate. At the monthly meetings, I see some very good show and tell objects that I don't think I can compete with. But, winning a ribbon is not why I would enter anyway. I think my work is good for my skill level and I am proud of it, so why not share it with everyone else. It's something to talk about and discuss techniques and design ideas.

Second, it's a good way to show the Guild to the public. The Hoover Library is an ideal location for the show. It's a nice secure building where many people can visit and view our objects. It introduces the AWG to a group of people that probably don't know that we exist. It's good positive publicity and shows the public that there still are craftspeople making beautiful handmade products in a mass production environment.

Third, there are five skill categories: Traditional Furniture, Contemporary Furniture, Wood Turnings, Toys, and Miscellaneous. Three open categories: Boxes (jewelry, keepsake, tool, etc.), Musical Instruments, Tools and Jigs. So, there are many categories to enter my work I just need to decide where my piece fits the best. If I am confused the Show Chairman will help me decide. Plus there are four skill levels for me to fit into. Am I a beginner, an intermediate, advanced, or a master? In my case, I would classify myself as an intermediate box maker, but a beginner wood turner. I don't have to worry about being put into a higher class than I actually am.

Fourth, I think it will be fun. Talking with the other woodworkers about what they entered and how they made their piece, what kind of finish did they use, and how did they come up with the idea. Not only that, my work might be better than I think it is. There is an objective professional woodworker that will judge all

WEC OCTOBER - NOVEMBER 2016 CALENDAR

Sun	Mon	Tue	Wed	Thu	Fri	Sat
25 1pm - No Supervisor 1pm - Steve Stutts	26 9am - Over the Hill 9am - Shop Closed:	27 9am - Over the Hill 9am - Shop Closed:	28 6:30pm - AWG Board 6:30pm - AWG Board	29 4:30pm - Hand Tool	30 9am - David 9am - No Supervisor 1pm - Michael 1pm - No Supervisor	1 9am - No Supervisor 1pm - David 1pm - No Supervisor
2 1pm - No Supervisor 1pm - Steve Stutts	3 9am - Over the Hill 9am - Shop Closed:	4 9am - Over the Hill 9am - Shop Closed:	5 6:30pm - AWG Board 6:30pm - AWG Board	6 9am - 9a-3:30p H4H 4:30pm - Hand Tool	7 9am - No Supervisor 9am - Ron Powell, 1pm - No Supervisor 1pm - Ron Powell, 5pm - No Supervisor	8 9am - No Supervisor 9am - Shop Closed: 1pm - No Supervisor
9 1pm - No Supervisor 1pm - Shop Closed:	10 9am - Over the Hill 9am - Shop Closed:	11 9am - Over the Hill 9am - Shop Closed:	12 4:30pm - 4:30p-9p	13 9am - 9 am - 1 pm. 9am - No Supervisor 1pm - No Supervisor 5pm - 5:00 - 9:00 5pm - No Supervisor	14 9am - 9am-1pm: 9am - No Supervisor 1pm - 1pm-5pm: 1pm - No Supervisor 5pm - Eddie Heerten	15 9am - 9a-10a 9am - No Supervisor 9am - Pre-Meeting 10am - 10a-12p 10am - Guild
16 1pm - No Supervisor 1pm - Steve Stutts	17 9am - 9a-2:30p Shop 9am - Over the Hill	18 9am - 9a-2:30p Shop 9am - Over the Hill	19 6:30pm - AWG Board 6:30pm - AWG Board	20 9am - 9a-3:30p H4H 4:30pm - 4:30p-9p	21 9am - No Supervisor 1pm - No Supervisor 1pm - Michael	22 9am - Bob Moore...
23 1pm - No Supervisor 1pm - Steve Stutts	24 9am - 9a-2:30p Shop 9am - Over the Hill	25 9am - 9a-2:30p Shop 9am - Over the Hill	26 4:30pm - 4:30p-9p	27 9am - No Supervisor 9am - R Hardwick, 1pm - No Supervisor 1pm - R Hardwick, 5pm - No Supervisor	28 9am - No Supervisor 9am - R Hardwick, 1pm - No Supervisor 1pm - R Hardwick, 5pm - No Supervisor	29 9am - 9a-5p Shop 9am - No Supervisor 1pm - No Supervisor
30 1pm - Brian Stauss, 1pm - No Supervisor	31 9am - 9a-2:30p Shop 9am - Over the Hill	1 9am - 9a-2:30p Shop 9am - Over the Hill	2 6:30pm - AWG Board 6:30pm - AWG Board	3 9am - 9a-3:30p H4H 4:30pm - 4:30p-9p	4 9am - No Supervisor 9am - Ron Powell, 1pm - No Supervisor 1pm - Ron Powell, 5pm - No Supervisor	5 9am - No Supervisor 1pm - No Supervisor 1pm - No Supervisor

The most current WEC calendar is always available on-line at: <http://wp.aawg.info/calendar/>

ance needs.
2146 Highland Ave. South,
Birmingham, AL 35205
Telephone (205)-933-9207
Fax (205)-930-0450

CITY HARDWOODS located in beautiful Birmingham, Alabama. We are your source for domestic and exotic hardwood lumber for the hobbyist, architect, crafter, or decorator. All of our hardwoods have been hand selected to ensure the highest quality for each species. City Hardwoods offers wood sold by the board foot, turning blanks, live edge slabs, cabinet-grade plywood, carving stock, craft wood, and the best woodworking classes in town. Stop by to meet our friendly and knowledgeable staff and take your woodworking project to the next level. City Hardwoods, 430 Industrial Lane, Birmingham, AL 35211 cityhardwoods.com

THE AWARDS & ENGRAVING PLACE is a full service engraving shop, offering both laser and flatbed rotary engraving. We engrave directly on wood, glass, plastic, and a variety of coated metals. We offer plaques, glass and acrylic awards, trophies, interior signs and name badges. We have been in business in Hoover since 1987. Contact Ken Murer, The Awards & Engraving Place, 1919 Hoover Court, Birmingham, Al 35226, (205)-823-7676 fax(205)-822-1111

AFFORDABLE WOOD TOOLS by Paul Varden
Wood Lathe accessories to fit any size wood lathe. Screw Chucks, Face Plates and Tool Rest. General Machining also available. Paul Varden-Master Machinists-35 years of experience.
7029 Dickey Springs Road
Bessemer,AL 35226
H-205-428-9945
C-205-908-9945
email-paul2010@directv.net

SARA'S TAX SERVICE
100 Foust Avenue, Hueytown, AL 35023
205-497-4020 Fax 205-497-4011

SNOW'S SHARPENING SERVICE Ed Snow can take care of all of your saw blade sharpening needs. You can leave and pick up your blade at Woodcraft or you can contact Ed at 205-218-1885 or redsnow_3@hotmail.com

August Pre Meeting Mentoring Topic: Table Saw Tenons

Guild President Ray Ziegler will demonstrate and explain all of the particulars of setting up the table saw and how to make and use a tenoning jig to get the most effective tenons for a good joint.

August Meeting Program: Horizontal Router Table

Our program for this month will be presented by Ed Bullock. Ed and I were in the writing desk class together. I had the opportunity to see some work he did at home with his horizontal router table. He is going to show us how this can work for us to accomplish some traditional joinery differently.

-Art

Stick Around for Lunch!

Following this month's meeting, make your plans to stick around and join Frank Higgins for lunch of his famous Firehouse Chili! A member Fall favorite and just in time to warm up your insides!

Mentoring

NOTE: You must be a member of the Guild to be eligible to participate in mentoring classes.

Are you an intermediate or beginner woodworker with an itch to raise your woodworking skills a notch or two? Do you have a special project in mind, but are just a bit uneasy about getting underway? Looking for tips to save time and effort, plus get better results?

Here's what you need to do: join a Guild mentored group now. It's the way to go for all of the above with others at your skill level, and best of all, at no cost except for materials.


Refer to Shop Schedule for schedule of mentoring sessions

Some examples of topics offered:

Bench Making
 Table Saw instruction
 Lathe Fundamentals
 Pen Turning
 Hand Tools - sharpening and techniques
 Furniture Building - Chairs, Table tops, Tables
 Instruction in - Router table use
 Instruction in - Jointer, Planer use
 Dovetail jig making
 Hand-cut Dovetails
 Pocket Hole Jig Instruction

If you have questions on woodworking technique, tool usage, or buying equipment or tools, feel free to contact a Guild mentor.

Jim Woodward	Guitars
Ed Bullock	Bows
John Lawson	Furniture repair, band saw, track saw
Mike Key	Dovetail jig
Bob Moore	Hand tool sharpening, table saw, joiner, planer
Dwight Hostetter	Lathe, segmented turning, baskets
Brian Stauss	Cabinet construction
Cliff Daniels	Scroll saw, jointer, band saw
Buzz Kelly	Finishing and stringing
Lynn Smith	Toys
Pat Bush	Jointer, planer
A.R. Bray	Draw knife, planes, hand tools, antique hand tools
Preston Lawley	Cutting Boards
Jeff Hood	Scroll Saw
Michael Malinconico	Cabinetry, CAD and Joinery
David Holcomb	Project Photography



WOODCRAFT Helping you make wood work.
 www.woodcraft.com
 205-988-3600

**Mr. James Corlew
 Tom Williams BMW**
 1000 Tom Williams Way
 Irondale, AL35210

**Mr. Dean Vette
 Tom Williams Lexus**
 1001 Tom Williams Way
 Irondale, AL 35210

**Ms. Lily Young
 Tom Williams Porsche/Audi**
 3001 Tom Williams Way
 Irondale, AL 35210

**Mr. Mike Long
 Land Rover Birmingham**
 3000 Tom Williams Way
 Irondale, AL 35210

**Mr. Gerald Savage
 Tom Williams Collision Center**
 1874 Grants Mill Road
 Irondale, AL 35210

Mr. Tad Lidikay and Mr. Jeff Lidikay
Southland Wood Products, Inc.
 Hardwood and Softwood —
 Moulding and Dimension
 270 Newsome Road
 Wilsonville, AL 35186
 Phone/Fax: 205-669-1959



Contact the above by email or phone as listed in the Membership Directory.

Join A Group!

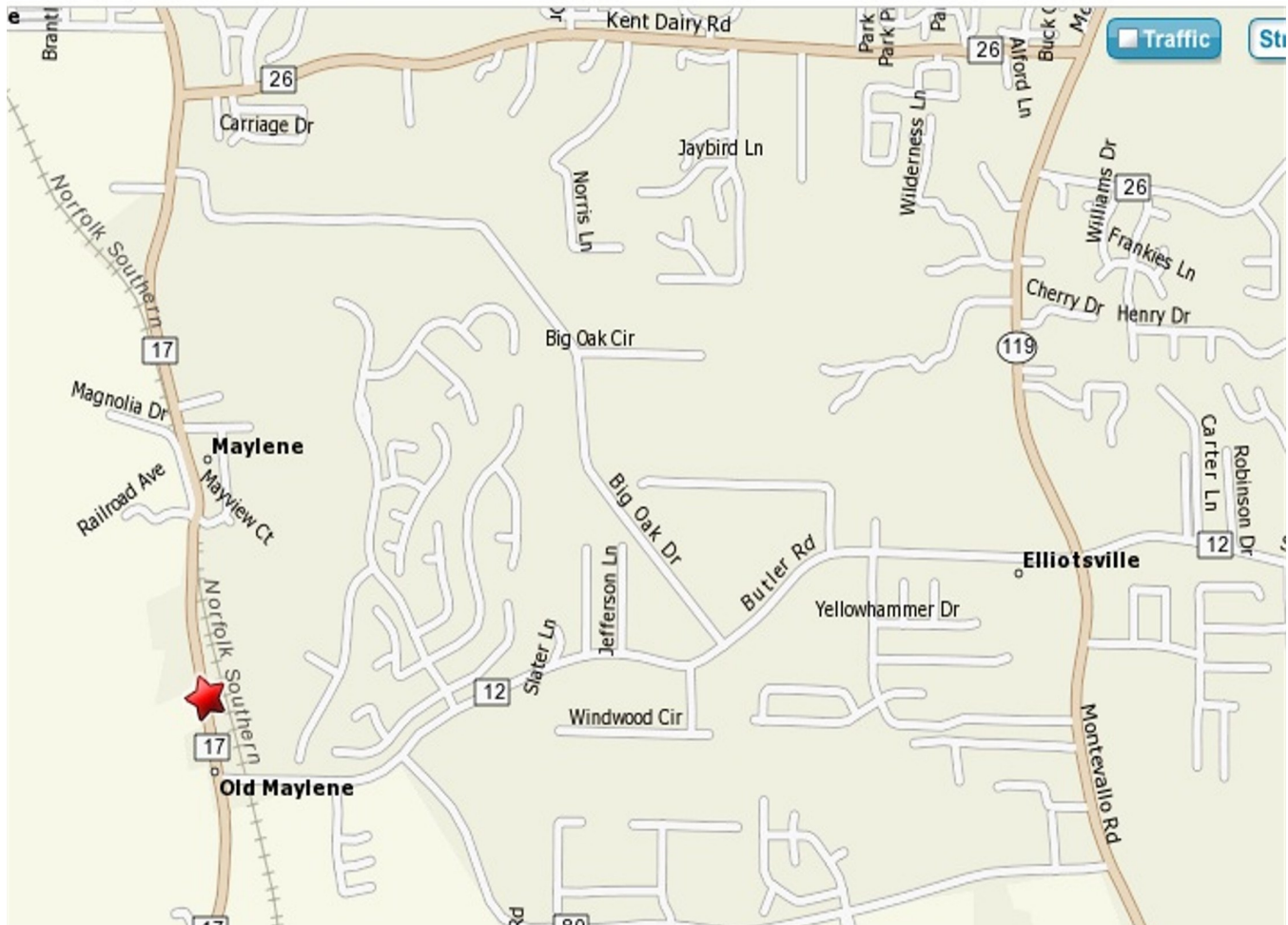
You've probably heard about our Toy Group, but did you know the Guild also has a Hand Tool Group? Check them out on our website at <http://wp.awwg.info/category/handtoolgroup/>




In addition to the Toy Group and the Hand Tool Group, we have the newly-formed Scroll Saw SIG, which is off to a great start!

Check out all of the groups at <http://wp.awwg.info/groups/> and watch the Guild Calendar and our Facebook group for meeting times. We'll see you there!

Directions to the Woodworkers Education Center (WEC)



From I-65, take Exit 238 (Highway 31). Turn north on U.S. Highway 31, go 0.6 miles and turn left on State Highway 119 South. Go 3.0 miles south on Highway 119 and turn right on County Highway 12. Go 2.1 miles on Highway 12 until it ends at County Highway 17. Turn right on Highway 17 and the WEC is 0.3 miles on your left. There is a large WEC sign at the entrance.



www.
alabamawoodworkersguild
.org

About Us

Alabama Woodworkers Guild Newsletter is published monthly for its members and other interested parties. Guild meetings are held monthly on the third Saturday at 9:00 a.m. at the Woodworking Education Center, 10544 Hwy 17, Maylene, AL 35114

Information concerning the Guild may be secured by calling **Walter Barnett, Treasurer** at (205) 933-9207.



WOODCRAFT[®]

Helping You Make Wood Work[®]

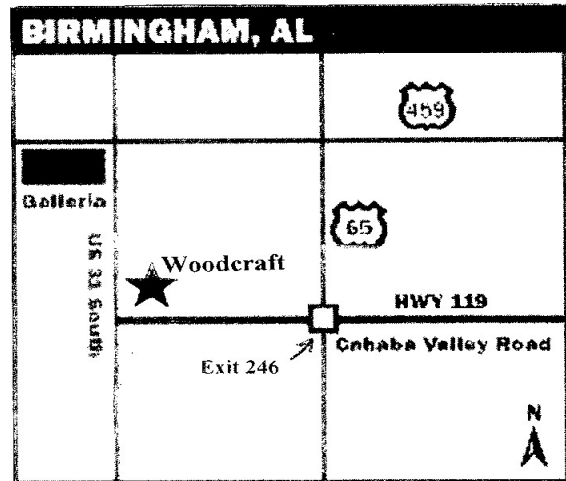
Phone 205-988-3600
Fax 205-988-3612
Website: www.woodcraft.com
e-mail: WC511@aol.com

Store Hours

M - T - W - F: 9AM - 7PM
Th: 9AM-9PM
Sat: 9AM-6PM
Sun: Noon-5 PM

Our new address is:

2215B Pelham Parkway
Pelham, AL 35124



Directions:

Take I-65 to Exit 246.
Take Highway 119 West (Cahaba Valley Road) 3/4 of a mile to US 31.
Turn right on US 31 and travel north approx. 0.3 mi.
Our store is on the right (east) side of US 31.

The Alabama Woodworkers Guild, Inc.
P.O. Box 26665
Birmingham, AL 35260

