



Woodworking Education Center  
10544 Hwy 17, Maylene, AL 35114

Alabama Woodworkers Guild

# Guild News



[www.alabamawoodworkersguild.org](http://www.alabamawoodworkersguild.org)

Volume XXXVI Number 8

August, 2017

## Next Meeting

**The next  
scheduled  
meeting  
is August  
19**

## In This Issue

Shop Calendar AUGUST	p. 3
Meeting Program	p. 4
Mentoring	p. 13
WEC Directions	p.14

## President's Message

Dear Guild Members,

I am so pleased that we have our Newsletter back! This organization cannot sustain itself without volunteers. Ray Dunn, the Guild's Librarian, has volunteered to produce the newsletter monthly. When you see Ray, please thank him for his volunteerism!

Speaking about volunteerism, the Guild has accomplished so much this year that would not be possible without it. Let me tell you why:

Our membership growth has climbed from 140 members in January to 243 members today!

We continue to average at least 5 new members monthly!

We have conducted at least 4 educational classes with almost 100 members participating!

We have started a monthly "Scroll Saw" Workshop that is seeing 6-10 members utilizing!

We have almost doubled the participation of the "Hand Tool" Workshop this year! The Toy Group is continuing to be strong and received 4 new volunteers this past week!

All this doesn't happen without our wonderful volunteers! We thank all of those who keep the shop running, our woodworking teachers and mentors, our workshop leaders, our Board of Directors and many others!

That is the good news but the bad news is that we need more to volunteer. We need more shop supervisors, we need those that can fix equipment, we need to know who has accounting and book keeping experience, we need to know who has IT experience to help us with our social media platforms such as Facebook and our Webpage, we need more experienced teachers and those that are willing to be assistant teachers to help us add more classes for next year.

If you can do any of this, THE GUILD NEEDS YOU! Contact me via our web page where it said "contact us" or email me at [don.wilson@alabamawoodworkersguild.org](mailto:don.wilson@alabamawoodworkersguild.org)

**President:** Don Wilson  
**Vice Pres:** Patrick Murphy  
**Treasurer:** David Erikson  
 205-370-2811  
**Secretary:** Steve Stutts  
**Webmaster:**

**Board of Directors:**  
 Joe Beck  
 Don Blackburn  
 John Dorough  
 Frank Higgins  
 Sandra McMillan  
 John Wilkes

**Toy Co-Chairs:**  
 Sandra McMillan  
 Bob Watson

**Eucation:**  
**Shop Managers:**

Pat Bush  
 Frank Higgins  
 Kenneth Graham

**Librarian:**  
 RayDunn

## Safety First

As we continue to have problems with equipment breakdowns due to mishandling or misoperation of our valuable equipment it is encumbent upon this newsletter to reiterate our concerns with safe operation of equipment.

Also as a reminder, please remember to don proper safety equipment BEFORE using any power equipment, This includes hearing,sight and breathing devices.

Where fine dust is present, it is always adisable to use an appropriate mask. Safety glasses are a necessity for most of our power tools, but we see individuals not using these quire often.

Safety equipment is your best friend in our shop environment.

Don't let your health be put in jeopardy by neglect....follow good shop practices and utilize all safety equipment to the maximum!

## New Members

Here are our most recent new members:

RAY BRADY, MATTHEW  
 SULLIVAN, WALTER D'ARMOND,  
 VAN PHILLIPS, ROBERT PHILP,  
 RICHARD GRAHAM, JAMES  
 BARKER, ROBERT THOMAS,  
 TRAVIS KIRBY

**WELCOME!**

# WEC AUGUST 2017 CALENDAR

August 2017						
Sun	Mon	Tue	Wed	Thu	Fri	Sat
<		1 9a-2p Toy Group	2 AWG Board Meeting	3 4:30p - 8:00p Hand Tool Workshop	4 9a-1p Ron Powell, Supervisor Ron Powell, Supervisor 5p-9p David Robinson 478-4435	5 9a-1p Brian Stauss 205-335-7241 1p-5p Brian Stauss 205-335-7241
6 Eddie Heerten	7	8 9a-2p Toy Group	9	10 4:30p - 8:00p Hand Tool Workshop	11 9a-1p Patrick Murphy, Shop Supervisor, Contact: 205.585.5677 1p-5p Patrick Murphy, Shop Supervisor, Contact: 205.585.5677 5p-9p Randall Baylis 801-3784	12 9a Steve Stutts Supervisor, 835-2010 1p Steve Stutts Supervisor, 835-2010
13 Eddie Heerten	14	15 9a-2p Toy Group	16	17 4:30p - 8:00p Hand Tool Workshop	18 9 am - 1 pm; Lynn Smith, Shop Supervisor, Contact 413-2747 1 pm - 5 pm; Lynn Smith, Shop Supervisor, Contact 413-2747 5p-9p Mike Key Supervisor	19 8a-9a SketchUp with Jeff Branch 9a-10a Mentoring Series Program 10a-12p Guild Membership Meeting, Guests Welcome 1p-5p Cliff Daniels Supervisor
20 1p-5p David Holcomb, Supervisor	21 6p-9p Sorrell Saw Group Steve Stutts 835-2010	22 9a-2p Toy Group	23	24 4:30p - 8:00p Hand Tool Workshop	25 R Hardwick, Supervisor R Hardwick, Supervisor 5p-9p David Robinson 478-4435	26 8a-5p Shop Closed: H4H Cabinet Build
27	28	29 9a-2p Toy Group	30	31 4:30p - 8:00p Hand Tool Workshop		

The most current WEC calendar is always available on-line at: <http://wp.a.wwg.info/calendar/>

General Meeting: Saturday August 19, 2017

### 8:00 am August SketchUp Workshop Topic: Dovetail Joinery

This month, the Alabama Woodworker's Guild SketchUp group will continue our series of workshops discussing how to design a furniture project in SketchUp.

We are making a simple side table. We will look at methods for making a dovetail joinery in SketchUp.

We will also have a question and answer session of anything that is giving you trouble.




### 9:00 am August Mentoring Series: Keeping those Edges Sharp

Ray Ziegler will demonstrate and discuss some techniques and ideas on how to keep your chisels and planes sharp.



### 10:00 am August Program: Your Project and Your Material Selection

Our August Program will feature David Traylor of City Hardwoods. David will take a look at how and where the average woodworker chooses their lumber for their different projects. He'll share tips, tricks and ideas on how to get the most out of your next project. For those who may have heard David before, you know he is great at capturing our attention and has experience across the woodworking spectrum! You'll want to get to the WEC early to get a good seat for this one!



David is a highly regarded local craftsman and a founding member of the Guild. He has had many years of experience in all types of woodworking projects from millwork to fine furniture. David had a studio at the Artists on the Bluff for years, where he taught woodworking and furniture building. With over twenty years as craftsman, instructor and mentor he is well qualified to speak to the subject matter for this session. You don't want to miss this opportunity to learn first hand from such an experienced and knowledgeable source!

The 2017 Habitat for Humanity Cabinet Build Class will start Saturday, August 26th. This year's class includes seven sessions, and culminates in December with cabinet installation in the H4H/ABC 33/40 Holiday House.

The projected schedule:

Orientation and Face Frame build - August 26th

Carcass Construction - September 9th

Drawer Boxes - September 23rd

Doors and Drawer Fronts - October 14th & 15th

Spray Finish - October 28th

Attach Doors, Drawers and Pulls - November 11th

Installation at Holiday House - Early December

Holiday House Dedication - TBD

The fee for the class is \$100 and the size of the class will be limited so first come, first scheduled. You must be a member in good standing to attend. You may pay using PayPal on the website or bring a check or cash the first day of class. Please respond via email at [education@alabamawoodworkersguild.org](mailto:education@alabamawoodworkersguild.org) with your name and contact phone number if you plan to take the class.



We are also looking for members interested in joining the Build Team Instructor pool specifically in the Orientation and Face Frame Build session. If you are experienced and would like to become an adjunct instructor please contact the Project Manager:

[patrick.murphy@alabamawoodworkersguild.org](mailto:patrick.murphy@alabamawoodworkersguild.org).

**Do you know AWG Guild Member, Jay Carrigee?** Jay who has been a member of AWG for a little over a year, is a toy maker with the *Over the Hill Gang* and a Guild member who turns his volunteer hours into cash for our Guild. Jay is retired from ConocoPhillips and takes advantage of the company's Volunteer- Grant Program. Jay submits his volunteer hours to ConocoPhillips who in turn sends a contribution to AWG. Jay's volunteer hours can earn up to \$1,000 per year for the Guild from ConocoPhillips.



It is important to the financial well-being of the Guild that we broaden the charitable giving to our mission. Thank you to Jay for taking the time to secure the ConocoPhillips Grant for us.

We are confident there are more Guild members who work for or are retired from companies that have similar giving programs. Jay has researched **Employee Matching-Gift and Volunteer-Grant Programs** for us. Learn more about these programs below and if you are able to tap these kinds of resources please take action and support Alabama

Woodworkers Guild.

**Volunteer opportunities at AWG** include any activity where you give your time to a Guild project that benefits others such as the Habitat for Humanity Cabinet Build, Table Builds for Habitat and the Toy Program that benefits Children's Hospitals and other. Also giving your time to the Guild as a Board or Committee Member, serving as a shop supervisor, teaching classes, helping with improvements at the shop (WEC) such as adding new storage areas, participating in a group clean up and more.

**Employee matching-gift and volunteer-grant programs are two sources of fundraising for many nonprofit organizations.**

Although the specific program details vary by company, employee-giving programs are widely offered among corporations. In fact, more than 65 percent of Fortune 500 companies and countless smaller employers offer matching-gift or volunteer-grant programs.

Corporate matching-gift programs are charitable-giving programs created by corporations in which the company matches donations made by employees to eligible nonprofits. Employees can double the impact of their donations by utilizing the existing matching-gift programs that are in place at thousands of employers. The standard match is dollar-for-dollar up to a set limit that normally ranges from \$2,000-\$10,000 per employee each year.

Volunteer-grant programs, also known as "dollars for doers" programs, are charitable-giving programs set up by corporations in which the company provides a monetary donation to eligible nonprofits as a way to recognize employees who volunteer. Grants normally are valued at \$10-\$15 per hour volunteered with a minimum volunteer requirement of about 20 hours per calendar year for each employee. Volunteer-grant programs provide another way to build new friends and raise money for Alabama Woodworkers Guild.

Examples of eligible organizations include schools, arts and cultural organizations, community service groups, and etc.

Employees eligible to participate generally include part-time, board members, retirees, and spouses.

Although many program specifics vary, the process can be summed up in five steps:

1. Individuals donate or volunteer at a nonprofit.
2. Nonprofits encourage eligible donors or volunteers to determine if matching-gift or volunteer-grant funds are available from their current employer or their retiring company.
3. Donors or volunteers submit grant requests.
4. Nonprofits validate the grant requests.
5. Corporations cut checks.

Google "***Employee Matching-Gift and Volunteer-Grant Programs***" for listing of employers that offer these programs.



The following are notes from our various Special Interests Groups. We have several groups organized around the varied personal interests of Guild members. Please ask if you have a particular interest of your own. There is always room for groups where the shared interests are considerable.

## Scroll Saw Group

The Scroll Saw Group is a free group for members that generally meets on the first Monday evening following the Monthly Guild Business meeting from 6p-9p. We meet at the WEC utilizing the classroom video capabilities and then move to the shop copy to work on group projects. We ask attendees to bring their scroll saws (if they have one) and the supplies needed to do scroll sawing like blades, tape, spray glue, patterns and hand tools. We emphasize cutting techniques and practice. This style of woodworking must be practiced to become accurate and steady when cutting quality projects.

### Chess Set Project



Artist, Steve Good designed the pattern



The finished chess set

This year we started in January making chess sets as a group which were donated to a chess program for children in Tuscaloosa. We invited the West Alabama Woodworkers Association (WAWA) to work with us since we were benefitting an organization in their town. They accepted the invitation and built a chess set too. Three sets were made and donated to the Chess Academy in May. We are waiting for media attention to the gift which will make the project known to the public. Everyone who worked or contribute to the project signed the back of the game boards before the finish was applied.

### Woodworking Show Project

Another project for the group has been for members to make a common project with the goal of entering each work piece in the Woodworking Show in October at the Hoover Public Library. We all were encouraged to cut the "Mustang" horse project which is a great piece designed to be a wall hanging. We have worked on cutting and finishing. All who do the project should enter it in miscellaneous at their skill level. Since all will be judged we can get feedback on our work from the judging team. It should be good for experience to have someone critique our work.



Pattern by Steve Good from **The Scroll Saw Workshop**

### INTARSIA



Our current group offering is to do a beginner's Intarsia project. Some of the finest work with a scroll saw is Intarsia. It involves cutting pieces in a pattern with different and opposing grain patterns and species of wood. Then shape the pieces to fit together and make a colorful and dramatic end product. Some of the most interesting scroll saw artists are doing Intarsia.

For more information contact Steve Stutts, [leuken@yahoo.com](mailto:leuken@yahoo.com)

## Find us on

If you are a Facebook user, there are a number of ways you can navigate to the Guild's Facebook Public Page and Facebook Closed Group.

First and probably the easiest is to open our website: Alabama Woodworkers Guild; and scroll all the way to the bottom of the Home Page or any of the other webpages and click on the Facebook Icon listed as:

A. Public Facebook Page: This is the page that anyone can see and is open to the Public. You can "Like" the page and "Follow" the page to be notified anytime the page has a posting or event added to it.

B. Closed Group Page: This is the Group Page only available to current dues paying members of the Guild. Once you have navigated to this page, you have to ask to "Join" the Group. Once you have asked to join an administrator will validate your name with our membership list and accept you into the Group. Any Closed Group Member can post to the Closed Group page. A Group Administrator will review and approve or disapprove the posting based upon the post meeting the guidelines in the group description.

The second method for finding us on Facebook would be to type in the name: Alabama Woodworkers Guild in the search window of the Facebook application. This search should show you a list of Places and Groups. You may select Places which will take you to our Public Page or Groups which will take you to our Closed Group. When you have opened either of these Facebook pages you can "Like" and "Follow" the Public Page and request to "Join" the Closed Group.

Hope these tips will help as you look for additional ways to keep up with your Guild!

### DO YOU KNOW A MEMBER NOT GETTING THIS NEWSLETTER?

If you do, please tell them to review their "SPAM" folder to see if they received any emails from "MailChimp". Due to our membership increase and other good reasons, we are using this free service to send our announcements and Newsletters to our members. Unfortunately, some members are not getting them as their computers are sending them to their "SPAM" folder.

To correct this, move the email from your "SPAM" to your "INBOX" folder once to 3 times and this should correct it. Or select the email and look on the tool bar for the "SPAM" tab and mark as "NOT SPAM", which should correct the problem.

We email the announcements of the meetings and the newsletter during the week of our General Meeting so try going back and reviewing to see if you got any around Mid-July or Mid- August and then making the correction.

### ANNUAL WOODWORKERS SHOW OCT. 15-22 AT HOOVER LIBRARY

Our annual show is coming soon! We need your woodworking art to make it a success as the public really enjoys it! Ribbons are given for beginners, intermediate and expert works for a variety of different categories.

We will be having a reception to celebrate the winners and to have fellowship with each other on the evening of Thursday, October 19. There will be free food and non-alcoholic beverages and a lot of fun with all who participated sharing how they created their masterpieces.

So mark these dates on your calendar and start making your masterpiece!

Entrance forms will be available at the Guild starting with this month's meeting. Don't miss this opportunity to showcase your talents and hard work.....

Ray Dunn will be in charge of the event and Steve Stutts will be greeting you at the door to place and register your articles so just DO IT !!!!



#### SHOP EQUIPMENT ABUSE: ALERT !!!!!

Clearly the belt sander was misused and abused--whether someone was using it as a planer or simply decided to ignore the obvious smoke, smell and sound that the sander must have been producing, this type of abuse and strain on the equipment is simply UNWARRANTED.

As we all need to be good stewards of the shop, the equipment and the abundant resources they both provide--let's just take a minute to review the appropriate usage of each piece of equipment before use. If you have any questions or doubts about a piece of equipment, please ask the supervisor on duty.

Also, we have discovered the belt feed running on the sander without any one near it or using it. This sander has separate controls for the feed and drum so please take an extra look and insure that you turn BOTH off when you are finished.

On a lighter note, the new plumbing on the dust collector seems to be working well. One note of caution, too frequent stopping and starting of the dust collector motor "outside on the tower" can create excessive strain on the collectors complex start up system. Please see the shop supervisor before turning the dust collector system on or off. Also, if the dust collector system is running without being utilized please bring it to the attention of the supervisor.

Everyone in the shop seems to really like the new sanders. They have been a great addition. We now have a drum sander, a large belt sander and two smaller sanders to tackle a wide variety of project needs.

Lastly, take an extra minute or so when possible to help us with shop maintenance. The supervisors do a great job of keeping the shop open, running and also share their knowledge. Let's all take an extra minute or two to help clean up the shop sawdust, neaten up the supply cabinet, top off the glue bottles or any other helpful task.

## Mentoring

NOTE: You must be a member of the Guild to be eligible to participate in mentoring classes.

Are you an intermediate or beginner woodworker with an itch to raise your woodworking skills a notch or two? Do you have a special project in mind, but are just a bit uneasy about getting underway? Looking for tips to save time and effort, plus get better results?

Here's what you need to do: join a Guild mentored group now. It's the way to go for all of the above with others at your skill level, and best of all, at no cost except for materials.

Refer to Shop Schedule for schedule of mentoring sessions

### Some examples of topics offered:

Bench Making  
 Table Saw instruction  
 Lathe Fundamentals  
 Pen Turning  
 Hand Tools - sharpening and techniques  
 Furniture Building - Chairs, Table tops, Tables  
 Instruction in - Router table use  
 Instruction in - Jointer, Planer use  
 Dovetail jig making  
 Hand-cut Dovetails  
 Pocket Hole Jig Instruction



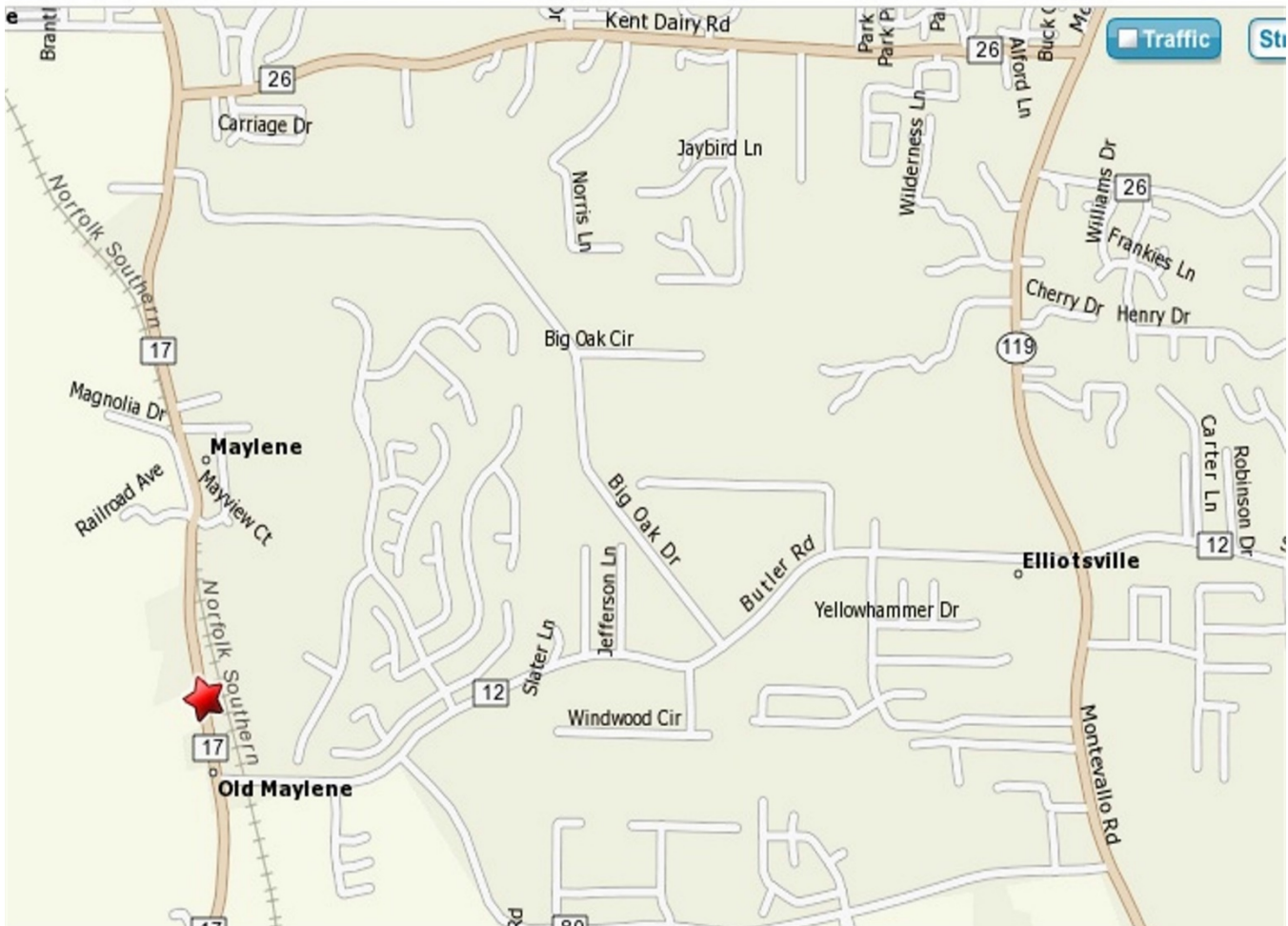
If you have questions on woodworking technique, tool usage, or buying equipment or tools, feel free to contact a Guild mentor.

Jim Woodward	Guitars
Ed Bullock	Bows
John Lawson	Furniture repair, band saw, track saw
Mike Key	Dovetail jig
Bob Moore	Hand tool sharpening, table saw, joiner, planer
Dwight Hostetter	Lathe, segmented turning, baskets
Brian Stauss	Cabinet construction
Cliff Daniels	Scroll saw, jointer, band saw
Buzz Kelly	Finishing and stringing
Lynn Smith	Toys
Pat Bush	Jointer, planer
A.R. Bray	Draw knife, planes, hand tools, antique hand tools
Jeff Hood	Cutting Boards
Michael Malinconico	Scroll Saw
David Holcomb	Cabinetry, CAD and Joinery
	Project Photography




Contact the above by email or phone as listed in the Membership Directory.

## Directions to the Woodworkers Education Center (WEC)



From I-65, take Exit 238 (Highway 31). Turn north on U.S. Highway 31, go 0.6 miles and turn left on State Highway 119 South. Go 3.0 miles south on Highway 119 and turn right on County Highway 12. Go 2.1 miles on Highway 12 until it ends at County Highway 17. Turn right on Highway 17 and the WEC is 0.3 miles on your left. There is a large WEC sign at the entrance.



www.  
alabamawoodworkersguild  
.org

## About Us

Alabama Woodworkers Guild Newsletter is published monthly for its members and other interested parties. Guild meetings are held monthly on the third Saturday at 9:00 a.m. at the Woodworking Education Center, 10544 Hwy 17, Maylene, AL 35114



# WOODCRAFT<sup>®</sup>

Helping You Make Wood Work<sup>®</sup>

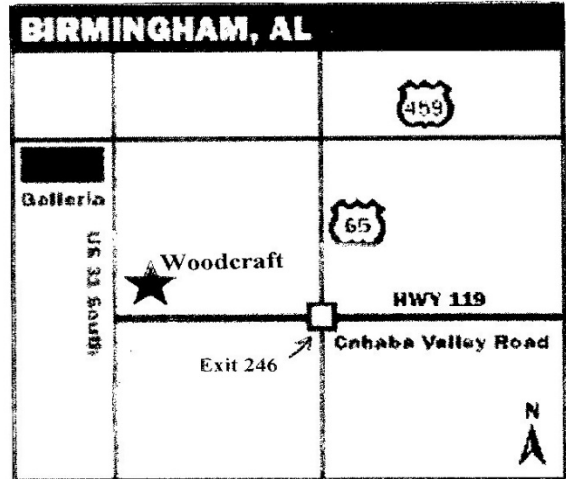
Phone 205-988-3600  
Fax 205-988-3612  
Website: www.woodcraft.com  
e-mail: WC511@aol.com

### Store Hours

M - T - W - F: 9AM - 7PM  
Th: 9AM-9PM  
Sat: 9AM-6PM  
Sun: Noon-5 PM

Our address is:

2215B Pelham Parkway  
Pelham, AL 35124



### Directions:

Take I-65 to Exit 246.  
Take Highway 119 West (Cahaba Valley Road) 3/4 of a mile to US 31.  
Turn right on US 31 and travel north approx. 0.3 mi.  
Our store is on the right (east) side of US 31.



The Alabama Woodworkers Guild,  
P.O. Box 5111,  
Birmingham, AL 35260