



Woodworking Education Center
10544 Hwy 17, Maylene, AL 35114

Alabama Woodworkers Guild

Guild News



www.alabamawoodworkersguild.org

Volume XXXVI Number 9

September 2017

Next Meeting

**The next
scheduled
meeting
is September
16**

In This Issue

Shop Calendar
September p. 3

Meeting
Program p. 4

WEC Directions p. 11.



President's Message

The AWG Annual Show is October 15-22. For the last 3 months I have debated whether to make something and enter it. Life has been so hectic for me this year that I have built nothing this year. Why should I build something for the show? After much thought, this is what I have come up with.

First, I am a terrible woodworker. A beginner at best. I see so many great "show and tell" works of art at our monthly meetings that I can't compete with. But winning a ribbon is not why I would enter anyway. For my skill level, I do believe my work is good. I did win 2 ribbons last year in the "Beginners Category". I am proud of my work, so why not share it with everyone else. I still have time. It would be fun to talk about how I made it and my techniques.

Second, it's a great way to show the Guild to the public. The Hoover Library is an ideal location for the show. It is a nice secure building where many people visit and view our objects. It introduces the Guild to a group of people that probably don't know that we exist. It is good positive publicity that shows the public that there are still craftspeople making beautiful handmade products in a mass production environment.

Third, there are 5 skill categories: Traditional Furniture, Contemporary Furniture, Wood Turnings, Toys and Miscellaneous. There are 3 open categories: Boxes (jewelry, keepsake, tools, etc.), Musical Instruments, Tools/Jigs. So there are many categories to enter my work. I just need to decide where my piece fits the best. If I am confused, the Show Chairman will help me decide. Plus there are 4 skill levels for each category for me to fit into. I am a beginner, an intermediate, advanced or a master? I would classify myself as a beginner wood turner but an intermediate toy maker. I don't have to worry about being put into a higher class than I actually am. And all entries would be judged by an objective professional woodworker outside of our Guild that would give me a score on what I did well and what I need to improve on. Judging me on my merits and not my defects.

Fourth, I believe it would be a lot of fun! At our Annual Show Reception that Thursday night of that week, I would be able to talk with the other woodworkers about what they entered, how they made their piece, what type of finish did they use and how did they come up with the idea.

If you have some of these same concerns, don't worry, just enter some of your work and let's have some fun!

See you there!

Don

President: Don Wilson

Vice Pres: Patrick Murphy

Treasurer: David Erikson

Secretary: Steve Stutts

Webmaster:

Board of Directors:
 Joe Beck
 Don Blackburn
 John Dorough
 Frank Higgins
 Sandra McMillan
 John Wilkes

Toy Co-Chairs:
 Sandra McMillan
 Bob Watson

Education:

Shop Managers:

Pat Bush
 Frank Higgins
 Kenneth Graham

Librarian: RayDunn

Safety First

Please remember to don proper safety equipment BEFORE using any power equipment, This includes hearing,sight and breathing devices.

Where fine dust is present, use an appropriate mask.

Safety glasses are a necessity for most of our power tools, but we quite often see individuals not using these. Don't risk your eyesight for expediency !

Safety equipment is your best friend in our shop environment.

As much as we dislike it, we had more instances of equipment abuse this last month, requiring significant maintenance time and moneys. PLEASE help us avoid these situations. Get supervisory help or retraining before using unfamiliar or sensitive equipment!

Belt sanders are NOT planes or jointers ! Use the proper equipment for the operations you need to do !

New Members

Here are our most recent new members:

WELCOME!

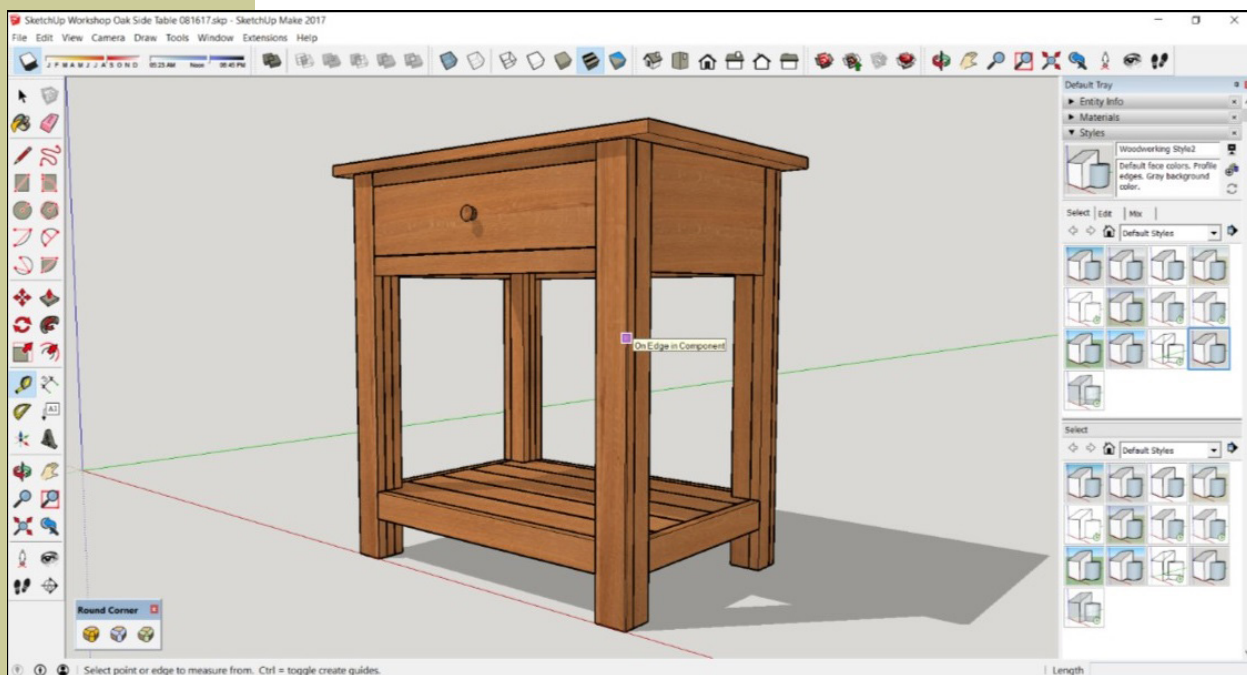
WEC SEPTEMBER 2017 CALENDAR

Sun	Mon	Tue	Wed	Thu	Fri	Sat
					1	2
					9a-1p Ron Powell, Supervisor Ron Powell, Supervisor 5p-9p Ken Graham Supervisor Scheduled	9a-1p Randall Baylis 901-3764 1p-5p Randall Baylis 901-3764
3 Eddie Heerten	4	5 9a-2p Toy Group	6 AWG Board Meeting	7 4:30p - 8:00p Hand Tool Workshop	8 9 am - 1 pm; Lynn Smith, Shop Supervisor, Contact 413-2747 1 pm - 5 pm; Lynn Smith, Shop Supervisor, Contact 413-2747 5p-9p Eddie Heerten	9 8a-5p Shop Closed: H4H Cabinet Build; Carcass Construction Instructors: Stauss/TBD
10 Brian Stauss 206-335-7241	11	12 9a-2p Toy Group	13	14 4:30p - 8:00p Hand Tool Workshop	15 9a-1p Patrick Murphy, Shop Supervisor, Contact: 205.585.5677 1p-5p Patrick Murphy, Shop Supervisor, Contact: 205.585.5677 5p-9p Mike Key is Supervisor Scheduled	16 8a-9a Sketohlp with Jeff Branch 9a-10a Mentoring Series Program 10a-12p Guild Membership Meeting, Guests Welcome 1p-5p Supervisor: John Dorrough
17 1p-5p David Holcomb, Supervisor	18 6p-9p Seroll Saw Group Steve Stutts, leader 835-2010	19 9a-2p Toy Group	20	21 4:30p - 8:00p Hand Tool Workshop	22 R Hardwick, Supervisor R Hardwick, Supervisor 5p-9p David Robinson 205-478-4435	23 9a-5p Shop Closed: H4H Cabinet Build; Drawer Boxes Instructors: Key/Malinconico
24 Brian Stauss 206-335-7241	25	26 9a-2p Toy Group	27	28 4:30p - 8:00p Hand Tool Workshop	29 9a Steve Stutts Supervisor 835-2010 1p Steve Stutts Supervisor 835-2010 5p-9p David Robinson 205-478-4435	30 9a-1p Cliff Daniels Supervisor 1p-5p Cliff Daniels Supervisor

The most current WEC calendar is always available on-line at: <http://wp.a.wwg.info/calendar/>

September Guild Meeting: Saturday, September 16th 8am-Noon

8:00am September SketchUp Workshop Topic: Using the Layout Tools


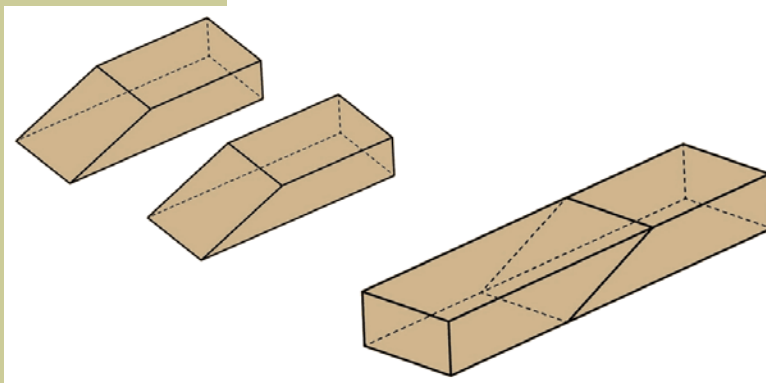


This month, the Alabama Woodworker's Guild SketchUp group will continue our series of workshops discussing how to design a furniture project in SketchUp. We will focus on using layout tools like the tape measure tool and the protractor tool. We will also go over basic tasks like making a box and turning it into a component.



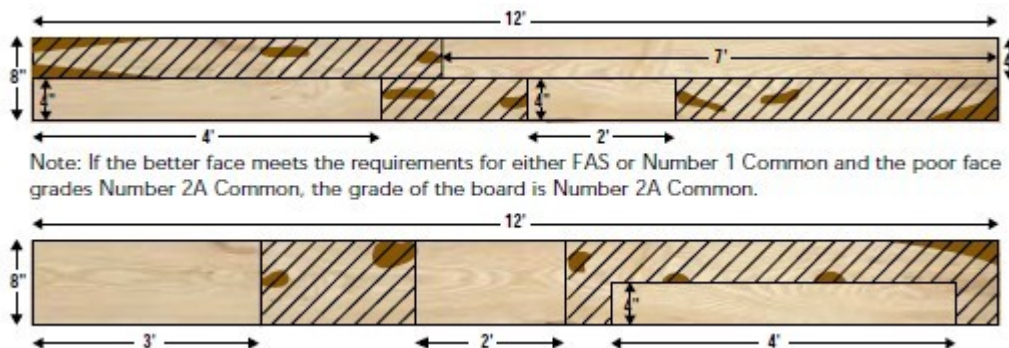
9:00am September Mentoring Series: The Amazing Versatile Scarf Joint

This month Brian Stauss will demonstrate and reflect on the many uses of the Scarf Joint. No, this is not the same scarf your mother used to wear; this is the versatile and virtually seamless joint we woodworkers can use.



10:00am September Program: FAS lumber grading; some of the lesser known restrictions (rules)

Join us this month when our own Randy Hjetland will share the ins and outs of FAS (First and Seconds) lumber grading so you can get the most of your trip to the Lumber Yard.



Show and Tell:

As always, Members are encouraged to bring your own projects to share with the membership during the *Show and Tell* portion of the meeting! The Guild Meetings are open to the Public and Guests are always welcomed to come out and see what the Alabama Woodworkers Guild is all about!

The 2017 Habitat for Humanity Cabinet Build Class started Saturday, August 26th. This year's class includes seven sessions, and culminates in December with cabinet installation in the H4H/ABC 33/40 Holiday House.

SPECIAL ANNOUNCEMENTS:

TOY GROUP:

Both Danny and Marion say that the camaraderie with their fellow toy makers is one of the many benefits of showing up every Tuesday to build airplanes. But, it is not all fellowship. There may be just a little competitive edge regarding who can build the bigger biplane. All competition aside, they agree that what is really important is the joy that they receive knowing their planes will brighten the day of a child. Without Marion and Danny we would not have built over 8,000 toys since January of 2017.

AWG toys are distributed to Children's Hospitals in Birmingham, Atlanta, Nashville, Memphis, and Greenville, SC. Children in homeless and domestic violence shelters and community programs in the greater Birmingham area benefit from our toys, too.



Scroll Saw Group: Our work in action

Chess Sets were used at the Alabama State Finals

The chess sets that our Scroll Saw Workshop made were recently used for tournament play at the Alabama Chess Federation Finals held at the Ross Bridge Golf Club Ballroom over Labor Day Weekend. The Chess Academy of West Alabama had 12 children who were invited to the tournament and two children made it to the finals. Our chess set that we donated were seen and admired by people from all over the state. The plan is for the Chess Academy to sell the sets to raise money for their 501c3. They didn't sell the sets but many people made offers. Thanks to the Scrollers who made and donated the Chess Sets.



In this photograph the black piece player was two moves away from checkmate. There were over 200 competitors from 11 different chess clubs. The West Alabama Chess Academy finished in a three way tie for third place in one division and placed third in another division. Our chess sets were seen and appreciated.

The next meeting of the Scroll Saw Group will be 6 pm on Sept 18th at the WEC. For more information contact Steve Stutts leuken@yahoo.com 205-835-2010.

Find us on

If you are a Facebook user, there are a number of ways you can navigate to the Guild's Facebook Public Page and Facebook Closed Group.

First and probably the easiest is to open our website: Alabama Woodworkers Guild; and scroll all the way to the bottom of the Home Page or any of the other webpages and click on the Facebook Icon listed as:

A. Public Facebook Page: This is the page that anyone can see and is open to the Public. You can "Like" the page and "Follow" the page to be notified anytime the page has a posting or event added to it.

B. Closed Group Page: This is the Group Page only available to current dues paying members of the Guild. Once you have navigated to this page, you have to ask to "Join" the Group. Once you have asked to join an administrator will validate your name with our membership list and accept you into the Group. Any Closed Group Member can post to the Closed Group page. A Group Administrator will review and approve or disapprove the posting based upon the post meeting the guidelines in the group description.

The second method for finding us on Facebook would be to type in the name: Alabama Woodworkers Guild in the search window of the Facebook application. This search should show you a list of Places and Groups. You may select Places which will take you to our Public Page or Groups which will take you to our Closed Group. When you have opened either of these Facebook pages you can "Like" and "Follow" the Public Page and request to "Join" the Closed Group.

Hope these tips will help as you look for additional ways to keep up with your Guild!

DO YOU KNOW A MEMBER NOT GETTING THIS NEWSLETTER?

If you do, please tell them to review their "SPAM" folder to see if they received any emails from "MailChimp". Due to our membership increase and other good reasons, we are using this free service to send our announcements and Newsletters to our members. Unfortunately, some members are not getting them as their computers are sending them to their "SPAM" folder.

To correct this, move the email from your "SPAM" to your "INBOX" folder once to 3 times and this should correct it. Or select the email and look on the tool bar for the "SPAM" tab and mark as "NOT SPAM", which should correct the problem.

We email the announcements of the meetings and the newsletter during the week of our General Meeting so try going back and reviewing to see if you got any around Mid-July or Mid- August and then making the correction.

ANNUAL WOODWORKERS SHOW OCT. 15-22 AT HOOVER LIBRARY

Our annual show is coming in OCTOBER!

We need your woodworking art to make it a success as the public really enjoys it! Ribbons are given for beginners, intermediate and expert works for a variety of different categories.

We will be having a reception to celebrate the winners and to have fellowship with each other on the evening of Thursday, October 19. There will be free food and non-alcoholic beverages and a lot of fun with all who participated sharing how they created their masterpieces.

So mark these dates on your calendar and start making your masterpiece!

Entrance forms will be available at the Guild starting with this month's meeting. Don't miss this opportunity to showcase your talent and hard work.

If you wish, you can even enter a non judged "show and tell entry!"

Ray Dunn will be in charge of the event and Steve Stutts and his helpers will be greeting you at the door to help place and register your articles so just DO IT !!!!

On the lighter side of life.....

Ralph and Edna were both patients in a mental hospital. One day while they were walking past the hospital swimming pool, Ralph suddenly jumped into the deep end. He sank to the bottom of the pool and stayed there.

Edna promptly jumped in to save him. She swam to the bottom and pulled him out. When the Head Nurse Director became aware of Edna's heroic act she immediately ordered her to be discharged from the hospital, as she now considered her to be mentally stable.

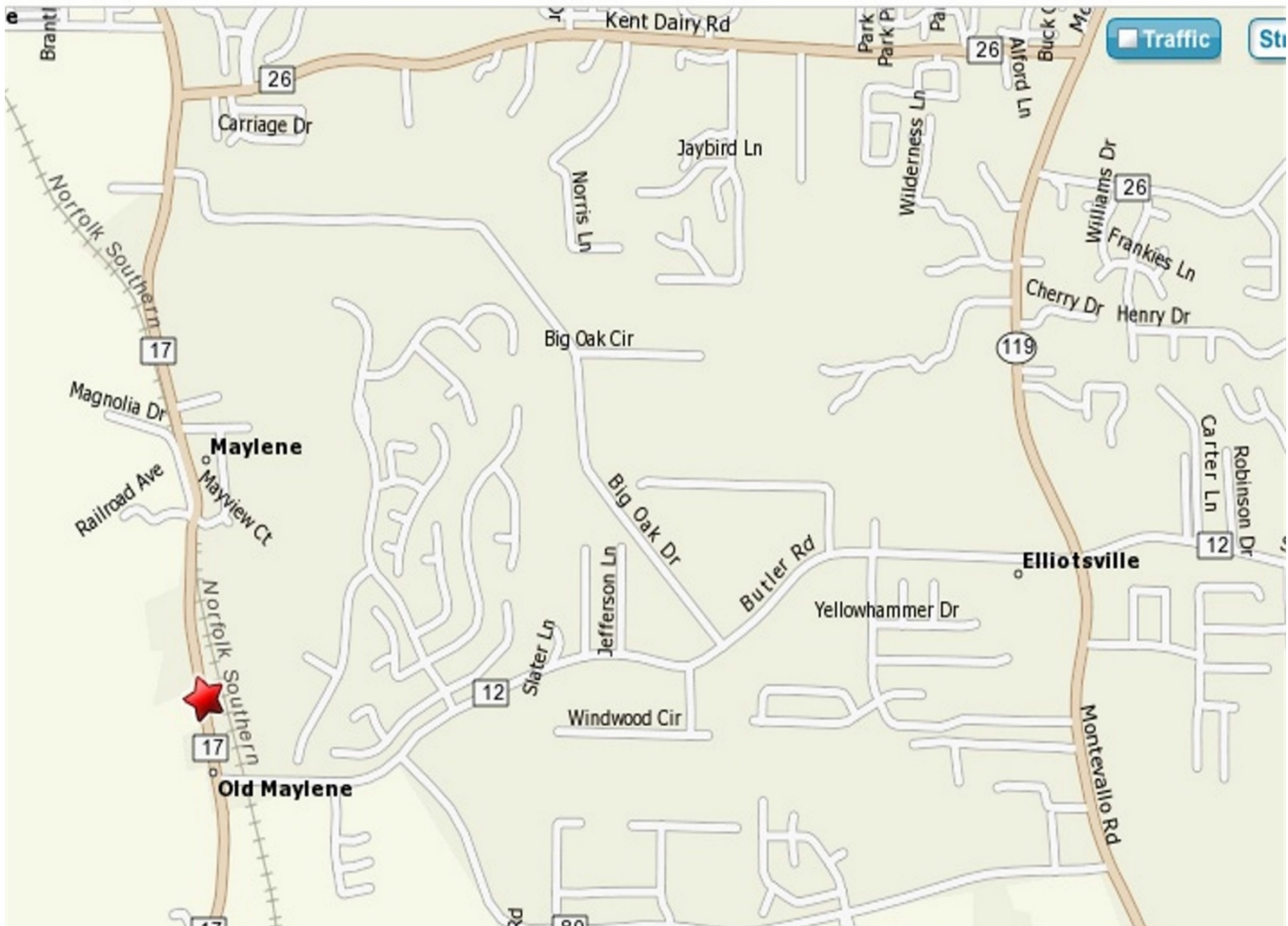
When she went to tell Edna the news she said, 'Edna, I have good news and bad news. The good news is you're being discharged, since you were able to rationally respond to a crisis by jumping in and saving the life of the person you love... I have concluded that your act displays that you have a sound mind.

The bad news is, Ralph hung himself in the bathroom with his bathrobe belt right after you saved him. I am so sorry, but he's dead.'


Edna replied, 'He didn't hang himself, I put him there to dry.

Now, how soon can I go home?'

Directions to the Woodworkers Education Center (WEC)



From I-65, take Exit 238 (Highway 31). Turn north on U.S. Highway 31, go 0.6 miles and turn left on State Highway 119 South. Go 3.0 miles south on Highway 119 and turn right on County Highway 12. Go 2.1 miles on Highway 12 until it ends at County Highway 17. Turn right on Highway 17 and the WEC is 0.3 miles on your left. There is a large WEC sign at the entrance.



www.
alabamawoodworkersguild
.org

About Us

Alabama Woodworkers Guild Newsletter is published monthly for its members and other interested parties. Guild meetings are held monthly on the third Saturday at 9:00 a.m. at the Woodworking Education Center, 10544 Hwy 17, Maylene, AL 35114



WOODCRAFT[®]

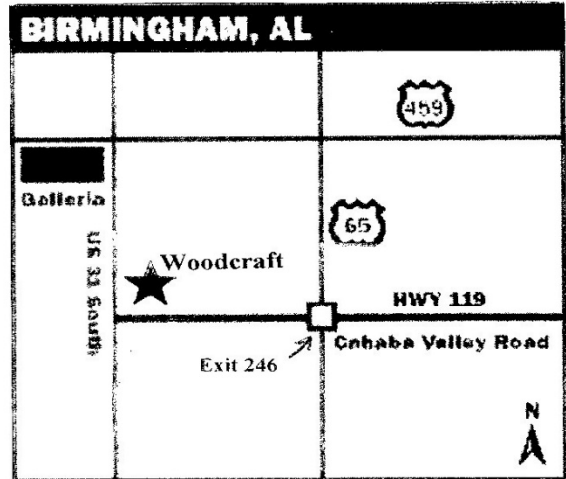
Helping You Make Wood Work[®]

Phone 205-988-3600
Fax 205-988-3612
Website: www.woodcraft.com
e-mail: WC511@aol.com

Store Hours
M - T - W - F: 9AM - 7PM
Th: 9AM-9PM
Sat: 9AM-6PM
Sun: Noon-5 PM

Our address is:

2215B Pelham Parkway
Pelham, AL 35124



Directions:

Take I-65 to Exit 246.

Take Highway 119 West (Cahaba Valley Road) 3/4 of a mile to US 31.

Turn right on US 31 and travel north approx. 0.3 mi.

Our store is on the right (east) side of US 31.



P.O. Box 36804
Birmingham, AL 35236

The Alabama Woodworkers Guild,