



Woodworking Education Center
10544 Hwy 17, Maylene, AL 35114

Alabama Woodworkers Guild

Guild News



www.alabamawoodworkersguild.org

Volume XXXVII Number 1

January 2018

Next Meeting

The next
scheduled
meeting is
January 20

In This Issue

Meeting
Program p. 4

Shop
Calendar
January p. 3

WEC Directions p. 11.

President's Message

Happy New Year Guild Members!

Our first newsletter for 2018 and I would like to thank all the guild members for your support this past year! With your help we raised membership from 140 members to an outstanding 275 members and it continues to climb; conducted numerous fantastic workshops and educational classes; had fantastic participation at our monthly general meetings; great Annual Show for the public; nice Christmas party; made over 11,000 toys for Children's Hospitals all over the Southeast and for various needy agencies such as Greater Birmingham Ministries, YWCA and SafeHouse; completed various woodworking community projects requested by American Village, Children's Hospital, Habitat For Humanity and others and you did so much more within the guild and for the community! I look forward to seeing what we can accomplished in 2018!

I want to thank the officers and Board Members that helped make 2017 a success. Thank you for your continued leadership and service as it is such a vital part of why the guild exist.

A special thank you goes to all the workshop supervisors, mentors, course teachers and all volunteers who served in 2017. The Guild thanks you for your service to us and to the community!

At January's General Meeting, I will announce our new Board for 2018 that is already in place and already planning terrific programs and workshops for us in 2018! We have 3 educational workshops (Toy Group, Hand Tool Group and Scroll Saw Group) and have plans to start 2 others with a Luthiers group that will begin in late January and a Wood Turners Group that we hope will start sometime after our first wood turning class is completed the first quarter of 2018, So please join our Facebook page, visit our website often and make sure we have your correct email address and phone number so we can communicate to you the wonderful opportunities the guild will provide to you in 2018!

May God Bless You
All!Don



President: Don Wilson

Vice Pres: Patrick Murphy

Treasurer: David Erikson

Secretary: Steve Stutts

Webmaster:

Board of Directors:
Joe Beck
Don Blackburn
John Dorough
Frank Higgins
Sandra McMillan
John Wilkes

Toy Co-Chairs:
Sandra McMillan
Bob Watson

Education:
Shop Managers:

Pat Bush
Frank Higgins
Kenneth Graham

Librarian: RayDunn

On the lighter Side :

I worked very hard on a project that I saw in a recent magazine article called "Art from Scrap Wood".

I proudly showed it to my wife who had this endearing response:

Thats not woodworking art, Honey,it's decorative kindling....

Of Special Interest

This month we will have a special insert concerning the Guild's most important project, the support for Habitat for Humanity with the cabinet building class from last year which completed in December.

Don't miss the special section.....

New Members

Here are our most recent new members:

WELCOME!

David Lewis, Terry Gregg, Bryan Saxon, Patrick Joseph, Michael Taylor

Randy Bates, Jim Burt, Tyan Tanner, Billy Tipton, Randy Tipton, Greg Roberts, Dave Gordon,

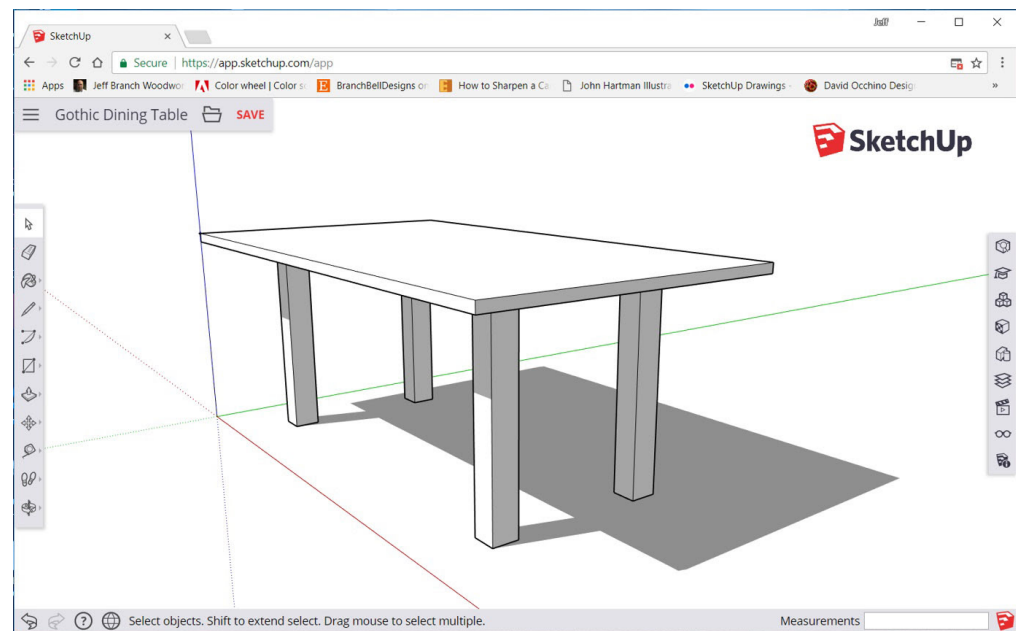
WEC NOVEMBER 2017 CALENDAR

January 2018

Sun	Mon	Tue	Wed	Thu	Fri	Sat
	1	2	3	4	5	6
		9a-2p Shop Closed, Toy Group Only		4:30p - 8:00p Hand Tool Workshop	9a-1p Lynn Smith, Shop Supervisor, Contact 413-2747 1p-5p Lynn Smith, Shop Supervisor, Contact 413-2747 5p-9p Ken Graham Scheduled	9a-1p John Dorrough, 362-672-7537 1p-5p David Holcomb Scheduled
7	8	9	10	11	12	13
1-5pm Randall Baylis 901-3784		9a-2p Shop Closed, Toy Group Only	AWG Board Meeting	4:30p - 8:00p Hand Tool Workshop	9 am - 1 pm; Ron Powell 1 pm - 5 pm; Ron Powell 5p-9p Randall Baylis 901-3784	9a-1p Brian Stauss 205-335-7241 1p-5p Steve Stotts Supervisor 835-2010
14	15	16	17	18	19	20
Eddie Heerten		9a-2p Shop Closed, Toy Group Only		4:30p - 8:00p Hand Tool Workshop	9a-1p Patrick Murphy Supervisor, 205-685-5677 1p-5p Patrick Murphy, Shop Supervisor, Contact 205-685-5677 5p-9p Mike Key Scheduled	8a-9a SketchUp with Jeff Branch 9a-10a Mentoring Series Program 10a-12p Guild Membership Meeting, Guests Welcome 1p-5p Bob Moore Scheduled
21	22	23	24	25	26	27
1p-5p David Holcomb, Supervisor		9a-2p Shop Closed, Toy Group Only		4:30p - 8:00p Hand Tool Workshop	9a-1p R Hardwick, Supervisor 1p-5p R Hardwick, Supervisor 5p-9p Mike Key Scheduled	9a-1p Walter Barnett Supervisor 1p-5p Cliff Daniels Supervisor
28	29	30	31			
Eddie Heerten		9a-2p Shop Closed, Toy Group Only				

The most current WEC calendar is always available on-line at: <http://wp.a.w.g.info/calendar/>

8:00am SketchUp Workshop Topic: Basics and Refresher for New and Experienced



The January 2018 meeting of the Alabama Woodworker's SketchUp Group will cover the very basic steps for new SketchUp users. We will also look at the new web-based SketchUp Free. If you are new to SketchUp and want to see how to get started with this great woodworking tool, feel free to attend the meeting.

9:00am Mentoring Series:

In lieu of a Mentoring Series, we will offer an early Show and Tell period. If any member has a Project they are working on or have completed and would like to share the details of construction, bring in your Project and present during this time slot! This is in lieu of the regular meeting show and tell period this month.

Watch for the return of the Mentoring Series in February.

10:00am January Program:

2017 Annual Show Blue Ribbon Winners

We have asked our 2017 Annual Show Blue Ribbon Winners to share their projects, the thoughts behind them, the building and finishing techniques and any other tips, tricks, ideas they want to share. You don't want to miss hearing from these talented Woodworkers and start getting ideas for your own 2018 Annual Show Projects!

We will also announce the People's Choice Winner!!

2017 ANNUAL SHOW BLUE RIBBON WINNERS



Due to the number of projects we will be sharing from the Annual Show, there will not be a Show and Tell portion of the general meeting this month. The Guild Meetings are open to the Public and Guests are always welcomed to come out and see what the Alabama Woodworkers Guild is all about!

2018 Annual Dues were due by January 1st with a grace period through the end of February this year. Members may pay online at the website or bring/mail a check to the Guild to arrive no later than February 28th. Thanks in advance for your continued support of the Alabama Woodworkers Guild!!

Scroll Saw Group News :

The scroll saw group will restart in January. We plan to meet on a selected Saturday four four hours in the classroom work area. Our plan is to ask group members to loan or donate their scroll saws so that we may facilitate the group. We will find a place to store these on meeting days or when not used.

AWG Annual Show Ribbon Winners 2017

Traditional Furniture:

Master Skill Level- none entered

Advanced: First Place- Art Chamblee; 2nd Place- Harold Hall; 3rd Place- Harold Hall

Intermediate: First Place- Henry Hager; 2nd Place- Jim Sharpe; 3rd Place- David Robinson

Beginner: First Place- Steve Stutts; 2nd Place; Debbie Lazenby; 3rd place- no entry

Contemporary Furniture:

Master Skill Level: First Place- Cliff Daniels; 2nd and 3rd Place- no entry

Advanced: First Place- Mike Key; 2nd Place- Harold Hall; 3rd Place- Harold Hall

Intermediate: First Place- David Robinson; 2nd Place- Ray Dunn; 3rd place- Ray Dunn

Beginner- no entries

Wood Turning:

Master Skill Level: no entries

Advanced: First Place- Mike Key; 2nd Place- Larry Dye; 3rd Place- no entry

Intermediate: First Place- Van Phillips; 2nd Place- Larry Dye; 3rd Place- Van Phillips

Beginner: First Place- Randy Lazenby; 2nd Place- Angie Burbank; 3rd Place- Sandra McMillan

Musical Instruments:

Master Skill Level: First Place- Van Phillips; 2nd Place- Van Phillips; 3rd Place- Geoff Wyman

Toys:

Intermediate Skill Level: First Place- Larry Dye; 2nd and 3rd Place- no entries

Box:

Master Skill Level: First Place- Martin Cogen; 2nd and 3rd Place- no entries

Tools and Jigs:

Master Skill Level: First Place- Mike Key; 2nd Place- Mike Key; 3rd Place- Ray Dunn

Misc. Category:

Master Skill Level: no entries

Advanced: First Place- Cliff Daniels; 2nd Place- Cliff Daniels; 3rd Place- Steve Stutts

Intermediate: First Place- Jim Sharpe; 2nd Place- Jim Sharpe; 3rd Place- Paul Mancil

Beginner: First Place- David Erikson; 2nd Place- Henry Raymund; 3rd Place- Albert Chieves

SIG: Special Interest Group News Bulletins

Many many thanks to Lynn Smith for his relentless dedication to delivering AWG toys locally and across the Southeast. We could not reach so many children. **KEEP ON TRUCKING, LYNN!**



SPECIAL ANNOUNCEMENT: SAFETY BULLETIN

This Sunday there was a fire in the dumpster at the Woodworking Education Center. The cause appears to be a flammable liquid tossed into the dumpster. Thanks to the quick response of an observant supervisor, the fire was contained in short order and there was no damage to the building.

This is a reminder that the dumpster is for Shop use and LIMITED member use while working at the shop. Do not bring items from home to dispose of in the dumpster. All flammable, toxic, or hazardous materials are strictly forbidden as well as additional items that you cannot throw in a dumpster. To determine if your materials fall under these categories check for warning labels and symbols on the items in question. Most chemical products will fall under these categories, including household cleaning solutions and sprays.

Waste Management, Inc., our dumpster provider, describes the following items as unacceptable material to be placed in a dumpster.

- Aerosol cans
- All liquids
- Animals
- Antifreeze
- Appliances
- Asbestos
- Barrels
- Batteries
- Chemical products
- Computers
- Contaminated oils (mixed with solvents, gasoline, etc.)
- Dirt
- Fluorescent tubes
- Hazardous waste
- Herbicides & pesticides
- Industrial waste
- Lubricating/hydraulic oil, Motor oil, Oil filters
- Medical waste
- Microwaves
- Other flammable liquids
- Paint (except completely dried latex paint cans, no liquids)
- Petroleum-contaminated soil/lead paint chips
- Propane tanks
- Radioactive material
- Railroad ties
- Solvents
- Televisions
- Tires
- Transmission oil
- Concrete
- Bricks
- Demo bricks

We were lucky on Sunday, but we can't depend upon luck. I hope everyone will take a moment to remind themselves of the potential dangers of a fire both at home, at work, and with our hobbies. Our members have to do their part and remain vigilant to protect our Woodworking Education Center and the safety of our fellow members.

SHOP NOTES

Well the new year is upon us...and we have a couple of new initiatives in store for our shop facility - **such as:**

Air cleaning systems are being researched related to best possible outcomes for stationary and shop wide impact (how about some feedback from the members on what works well, does not and what brands they trust?) . Exterior improvements such as sealing the dirt (plastic sheeting in crawl space), touch up paint and windows, and gutters if we get lucky budget wise.

Refreshing some smaller power tools, bits (router especially) and a few specialty hand tools (turning, measuring and cutting). If you have unused (and in GREAT working condition) items you might consider donating or selling at a discount)...give me a call.

And maybe (MAYBE) new LED lighting in the class room.

And maybe (MAYBE, MAYBE, MAYBE) a BIG screen monitor for the classroom (it would need to be big and cheap.....yeah, yeah I know).

Spring cleaning will be here soon...so let's get ready for that one.

Thanks for all you do...and next time you are at the shop, HUG a supervisor (**but ask first...we don't need a Matt Lauer incident at the Guild**) .

Pat, Frank and Ken - Shop Management Team

Opportunities

As we begin a new year and by the way our 10th Anniversary in the WEC, we thought it might be interesting to see how at least a couple of other "Southern" Guilds are operating their web presence. You can GOOGLE these sites to see their content or find them on Facebook.

Our model: The Greenville Woodworkers Guild Website

Facebook: The Greenville Woodworkers Guild

Another group who started just after we did: The Charlotte Woodworkers Association

Facebook: The Charlotte Woodworkers Association

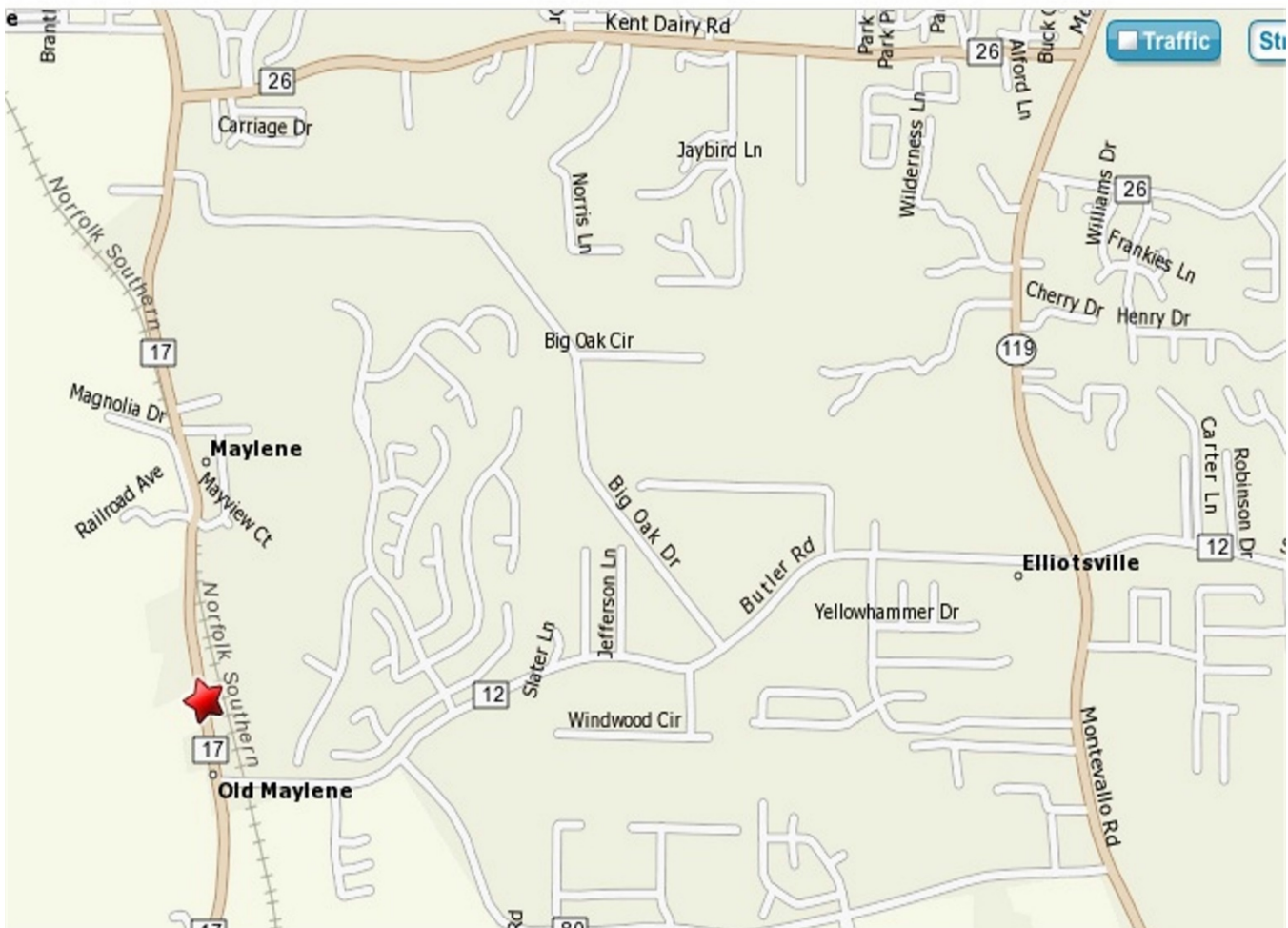
A Close Neighbor: could not find a working webpage

Facebook: Woodworkers Association of West Alabama WAWA


A good link to: Fine Woodworking Woodworking Clubs Directory

We hope to mention other web resources from time to time.....

Directions to the Woodworkers Education Center (WEC)



From I-65, take Exit 238 (Highway 31). Turn north on U.S. Highway 31, go 0.6 miles and turn left on State Highway 119 South. Go 3.0 miles south on Highway 119 and turn right on County Highway 12. Go 2.1 miles on Highway 12 until it ends at County Highway 17. Turn right on Highway 17 and the WEC is 0.3 miles on your left. There is a large WEC sign at the entrance.



www.
alabamawoodworkersguild
.org

About Us

Alabama Woodworkers Guild Newsletter is published monthly for its members and other interested parties. Guild meetings are held monthly on the third Saturday at 9:00 a.m. at the Woodworking Education Center, 10544 Hwy 17, Maylene, AL 35114



WOODCRAFT[®]

Helping You Make Wood Work[®]

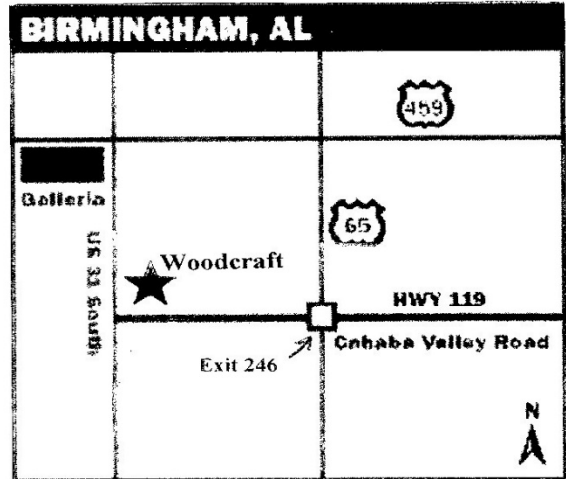
Phone 205-988-3600
Fax 205-988-3612
Website: www.woodcraft.com
e-mail: WC511@aol.com

Store Hours

M - T - W - F: 9AM - 7PM
Th: 9AM-9PM
Sat: 9AM-6PM
Sun: Noon-5 PM

Our address is:

2215B Pelham Parkway
Pelham, AL 35124



Directions:

Take I-65 to Exit 246.
Take Highway 119 West (Cahaba Valley Road) 3/4 of a mile to US 31.
Turn right on US 31 and travel north approx. 0.3 mi.
Our store is on the right (east) side of US 31.



P.O. Box 36804
Birmingham, AL 35236

The Alabama Woodworkers Guild,

2017 Habitat for Humanity

Home for the Holidays

Cabinet Build Class

In case you missed the Facebook and Web Page postings, the 2017 Habitat Cabinet Build Project came to an end on Saturday, December 9th as the students and instructors completed the Cabinet installation into the Wright Family Home, just in time for the Holidays!

This is our Flagship Class that has been going on for over ten years and a solid partnership with Habitat for Humanity of Greater Birmingham. From our beginning session back in August where we began construction of the face frames, the thirteen students were able to learn Cabinet Making literally from the ground up. Bob Moore and Cliff Daniels shared tips, tricks and techniques for face frame construction.



Next in the plans came the Carcass Construction using a traditional rabbit and dado method led by Brian Stauss. Fall football notwithstanding, the students got a good lesson in how to be a good and solid cabinet.



No cabinet is worth its salt without drawers, right? Mike Key headed up the drawer box construction effort includes this year's enhancement: sliding shelves! While Mike could have just as easily taught a traditional hand sawn dovetail joinery method, we opted to utilize a Porter Cable Dovetail Jig for this many drawers.



What are cabinets without doors? (Book cases) John Lawson and Ray Ziegler brought their expertise to share and the class crafted rail and stile panel doors and softened drawer fronts. The cabinet parts were beginning to come together.



Now all of the parts are ready to receive a clear coat finish. For the first time in several years, Mother Nature tossed a monkey wrench into the mix which resulted in a postponement of "Finishing Day". Rain and drizzle only resulted in a week's delay in the project when Brian Stauss returned with Walter Barnett to step the class through the sealing, sanding and applying lacquer with High Volume Low Pressure (HLVP) spraying. Many Thanks go out to our long-term partner, HGH Hardware Supply for providing the materials to add a great finish to the cabinets!





Allowing time to dry and cure, Henry Hager brought in jigs and techniques to share as the class began to attaching the doors, drawers and pulls. The cabinets are now beginning to really take shape! It can be a bit daunting to have everything line up just right; nothing can beat a good set of jigs for each drawer slide and door hinge. Once again, HGH Hardware Supply donated all of our drawer slides, European hinges and door/drawer pulls.



Now it was time to take break for Thanksgiving and surrounding ourselves with Family and Friends. In early December, Habitat for Humanity of Greater Birmingham and ABC 33/40 broke ground for their Annual Home for the Holidays Build down the road in Calera.

The final step for the class was to meet up at the WEC, load up, deliver and install the cabinets into the Wright's Kitchen and Bathrooms. Oblivious to the cold, the team made the delivery and completed the installation.



In a matter of a few hours, the kitchen turned from an empty shell to the makings of an inviting and warm place for a cup of cocoa!



The Guild was well represented on Dedication Day and the faces say it all! Many thanks to the 2017 Cabinet Class Students and Instructors for another Great Year of Giving!!





Watch for the 2018 Habitat for Humanity Cabinet Build Class coming in August! Be a part of a Great Tradition and help bring happiness to another family as they come Home for the Holidays!