



Woodworking Education Center  
10544 Hwy 17, Maylene, AL 35114

Alabama Woodworkers Guild

# Guild News



[www.alabamawoodworkersguild.org](http://www.alabamawoodworkersguild.org)

Volume XXXVIII Number 6

June 2018

## Next Meeting

The next  
scheduled  
meeting

is

**JUNE 16**

In This  
ISSUE:

June Meeting

Program p. 4

SHOP NOTES

p. 5

WEC Directions p. 11.



## President's Message

We had a great turnout for our celebration last month of the 10th anniversary of our workshop. We honored 19 members who had the vision, the commitment and the fortitude to handle all obstacles to create a place for all of us to learn and enhance our woodworking skills and to take these skills out into the community. The next time you visit, look above the kitchen door and you will see a large plaque with the names of these 19 men. Some have moved away, some have passed away but a lot of them are still very active in the Guild. If you see them, tell them how grateful you are for all they did.

One of the Boards goals this year is to get more publicity so the community would know what we are and what we do in and for the community. We have participated in a Children Hospital Event. The Shelby County Reporter ran a nice article on our WEC 10 Year Anniversary. Kenneth Graham and David Robinson participated in a community event at Leaf and Petal representing the Guild. The Toy Group is being put in the Blue Cross Blue Shields Advantage Blue Calendar highlighting different organizations that their members can get involved in. There are also plans to get one of the wood turning classes in the Calendar also. In September, we have an opportunity to participate in a community event in Montevallo. Our Annual Show will be covered by Shelby County Reporter and by channel 33/40. If you know of any other media outlet in Hoover, please let me or a Board member know as we would like to enhance the publicity so we get more public involvement at our show.

2018 Directories are here! They are stored in a box under the "Sign In" ledger at the front door. Please take one. For new members who joined after February of this year, we will have an updated supplement in October.

So excited about our 2018 Classes! All classes in 2018 have been well attended. We have 2 classes coming up in July, however they both are full. To register for future classes, go to our website <http://wp.awwg.info> and then click classes on our menu and scroll down to see all the offerings! Payment must be no later than one week before the date of the class.

To get all the information we put out to you, please join our Facebook page, visit our website often and make sure we have your correct email address and phone number so we can communicate to you the wonderful opportunities the guild will provide to you in 2018!

May God Bless You All!  
Don

**President:** Don Wilson

**Vice Pres:** Patrick Murphy

**Treasurer:** David Erikson

**Secretary:** John Wilkes

**Webmaster:**

**Board of Directors:**

Bob Moore  
David Robinson  
Don Blackburn  
John Dorough  
Frank Higgins  
Sandra McMillan

**Toy Co-Chairs:**  
Sandra McMillan  
Bob Watson

**Education:**

**Shop Managers:**

Pat Bush  
Frank Higgins  
Kenneth Graham

**Librarian:** RayDunn

## SPECIAL NOTICE

### WELCOME NEW MEMBERS!

David Johnson                      Reagan Jager

Mike Bush                              Bruce Tenison

Larry Studdard                      Stephen Skelton

Eric Moore                              Billy Spurgeon

James Lewis                              Erik Arthur

Shaun LaForty

Stephen Coburn

# WEC JUNE CALENDAR

Sun	Mon	Tue	Wed	Thu	Fri	Sat
1p-5p Eddie Heesten	4 1p-5p Shop Closed, Guitar Build Class 5p-9p Shop Closed, Luthier Group Only	5 9a-2p Shop Open to Toy Group Only	6 AWOC Board Meeting	7 4:30p - 8:00p Shop Closed, Hand Tool Workshop Only	8 9 am - 1 pm; Lynn Smith, Shop Supervisor, Contact 413-2747 1 pm - 5 pm; Lynn Smith, Shop Supervisor, Contact 413-2747 5p-9p David Robinson 205-478-4435	9 9a-1p Bob Moore Scheduled 1p-5p Bob Moore Scheduled 5p-9p Randall Baylis 901-3764
10 Basic Turning Class 1pm to 5pm 1-5pm Randall Baylis 901-3764	11 1p-5p Shop Closed, Guitar Build Class 5p-9p Shop Closed, Luthier Group Only	12 9a-2p Shop Open to Toy Group Only	13	14 4:30p - 8:00p Shop Closed, Hand Tool Workshop Only	15 9a-1p Patrick Murphy Supervisor, 205.585.5677 1p-5p Patrick Murphy, Shop Supervisor, Contact: 205.585.5677 5p-9p No Supervisor Scheduled	16 8a-9a SketchUp with Jeff Branch 9a-10a Mentoring Series Program 10a-12p Guild Membership Meeting, Guests Welcome 1p-5p Walter Barnett Scheduled
17 1p-5p Eddie Heesten	18 1p-5p Shop Closed, Guitar Build Class 5p-9p Shop Closed, Luthier Group Only	19 9a-2p Shop Open to Toy Group Only	20	21 4:30p - 8:00p Shop Closed, Hand Tool Workshop Only	22 Ron Powell Ron Powell 5p-9p David Robinson 205-478-4435	23 Box Making Class with Bill Newman (General Members: Please Note Description) 9a-1p Cliff Daniels - Supervisor 1p-5p No Supervisor Scheduled
24 1p-5p Brian Stauss 205-336-7241	25 1p-5p Shop Closed, Guitar Build Class 5p-9p Shop Closed, Luthier Group Only	26 9a-2p Shop Open to Toy Group Only	27	28 4:30p - 8:00p Shop Closed, Hand Tool Workshop Only	29 9a-1p Henry Hager Scheduled 3904 1p-5p Henry Hager Scheduled 5p-9p No Supervisor Scheduled	30 9a-1p Al Colttiane 770 329 3904 1p-5p No Supervisor Scheduled

*The most current WEC calendar is always available on-line at: <http://wp.a.wwg.info/calendar/>*

**8:00am SketchUp Workshop Topic:  
Adding Dimensions and Creating Images**



This month the SketchUp Workshop will focus on preparing models for documentation by adding dimensions and creating images. Below is an image of a recently completed SketchUp project of Jeff's. If you can, bring your laptop so you can follow along.

**9:00am Mentoring Series:  
Dado Blade Finger Joints**

As a bit of a precursor to his Box Making Class later this month, Bill Newman will explain and demonstrate the Guild's new Finger Joint Specialty Dado Blade.



**10:00am Meeting Program:  
Every Project Starts with Milling**



With the additional of the new Planer and some of the reconfiguration within the WEC, now may be a good time to return to some basics and gain some tips and techniques on milling lumber. We'll be sharing Milling: 101 by Phillip Morley.

We're also encouraging members to share their projects during the ***Member Show and Tell*** portion of the General Meeting. Bring your latest completed or in progress project to share with your fellow members and sign-in on the Presentation clip board located on the Sign-in Table inside the Front Door.

The Guild Meetings are open to the Public. Members are encouraged to invite and bring Guests, they are always welcomed to come out and see what the Alabama Woodworkers Guild is all about!

## SHOP NOTES

### Shop News:

As a supervisor AND shop manager...I sometimes find myself lamenting my chance to use the shop for myself...always busy fixing or repairing or replacing or moving or installing. You get the idea. Well having just wrapped up the router table class...I as an instructor and member can REALLY appreciate this gift (the WEC) that keeps on giving. We really went after sleds, and fences and jigs and drill bits (of all kinds) and pencils and specialty hammers, measuring aids and when combined with the room to get deep into the project without wanting for most anything - the results can be fulfilling. Special thanks to my top notch teaching partner David Robinson - spot on brother! Richard Strahan, Jim Keith and David Lewis all came away appreciating the shops value in our midst...they gave a great shout out.

Update on the ChopSaw / DownDraft Table project? The design is complete, the table saw station is done (complete with automatic/dedicated shop vac!). The downdraft table is complete minus a fan swap out. The fans I bought were not enough (heavily suspicious from the get go on that one myself), but new MUCH stronger fans are on the way. AND we installed three new small port vacuum stations at the new downdraft table. The combo of dust collection AND downdraft should go a long way to helping with fine particulate dust (made in large quantities by small sanders as we all know).

Lastly. a shop need. Not a big one, but an essential one. Fasteners...wood screws to be specific. How about you grab a small box (you know the \$1.18 bags or plastic boxes, we all hate that crappy box...) of wood screws for the shop. If you grab more than one...grab all one size. If 10 people do this...it will make an impact. Put them in the library on top of the shop manager tool box. Or give them directly to any supervisor...they will put them on the toolbox for you.

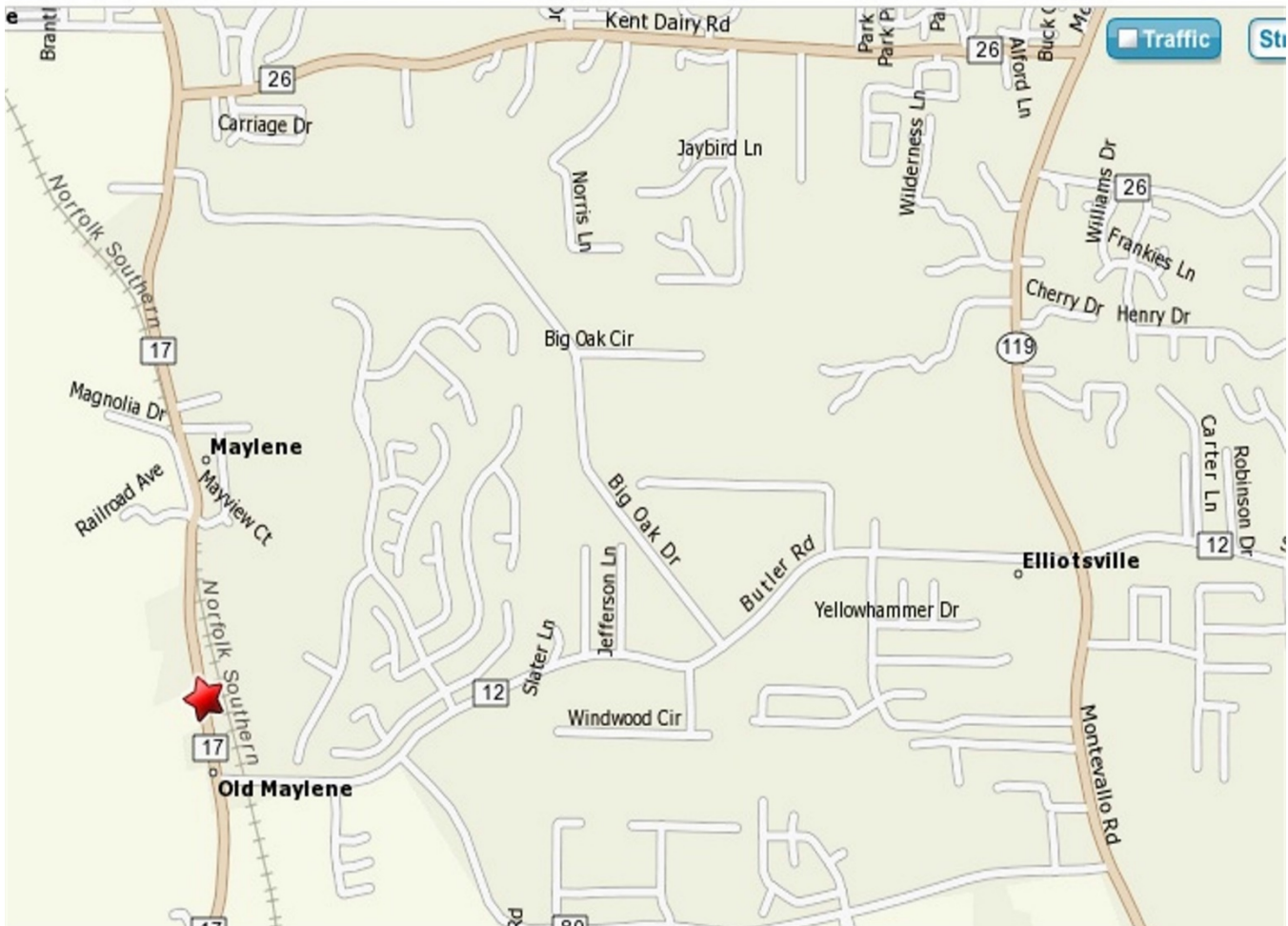
Extra lastly...the shop is closed Friday night May 18th and all Saturday May 19th for the 10-year celebration!!!

EXTRA EXTRA LASTLY...special shout out to the Thursday Night Hand Tool Group. they are always helping me out...in a BIG way.


Thanks and Dust to You...



## Directions to the Woodworkers Education Center (WEC)



From I-65, take Exit 238 (Highway 31). Turn north on U.S. Highway 31, go 0.6 miles and turn left on State Highway 119 South. Go 3.0 miles south on Highway 119 and turn right on County Highway 12. Go 2.1 miles on Highway 12 until it ends at County Highway 17. Turn right on Highway 17 and the WEC is 0.3 miles on your left. There is a large WEC sign at the entrance.



www.  
alabamawoodworkersguild  
.org

### About Us

Alabama Woodworkers Guild Newsletter is published monthly for its members and other interested parties. Guild meetings are held monthly on the third Saturday at 9:00 a.m. at the Woodworking Education Center, 10544 Hwy 17, Maylene, AL 35114



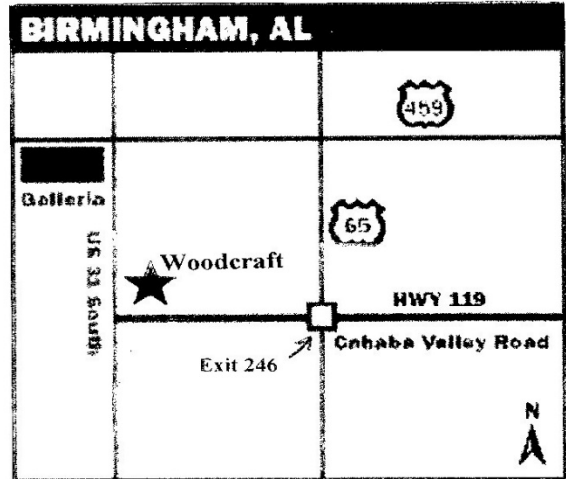
# WOODCRAFT<sup>®</sup>

**Helping You Make Wood Work<sup>®</sup>**

Phone 205-988-3600  
Fax 205-988-3612  
Website: www.woodcraft.com  
e-mail: WC511@aol.com

**Store Hours**  
M - T - W - F: 9AM - 7PM  
Th: 9AM-9PM  
Sat: 9AM-6PM  
Sun: Noon-5 PM

Our address is:  
  
2215B Pelham Parkway  
Pelham, AL 35124



Directions:  
Take I-65 to Exit 246.  
Take Highway 119 West (Cahaba Valley Road) 3/4 of a mile to US 31.  
Turn right on US 31 and travel north approx. 0.3 mi.  
Our store is on the right (east) side of US 31.



P.O. Box 36804  
Birmingham, AL 35236

The Alabama Woodworkers Guild,