



Woodworking Education Center
10544 Hwy 17, Maylene, AL 35114

Alabama Woodworkers Guild

Guild News



www.alabamawoodworkersguild.org

Volume XXXVIII Number 8

August 2018

Next Meeting

The next
scheduled
meeting

is

August 18

In This
ISSUE:

August
Meeting

Program p. 4

SHOP
NOTES p. 5

WEC Directions p. 11.



President's Message

I hope all of you have had a great summer! It is a time of relaxation for many of us. A time for a vacation maybe, spending more time with our school age grandchildren perhaps or just slowing down the pace of our lifestyle. What I have noticed is that the our Woodworkers Guild does not have that luxury as all activities have to continue to take place no matter what time of year it is. We have to continue to maintain the building, to have supervisors keep the workshop open, maintain the grounds so the grass is not 10 feet high, make sure our future classes are ready, continue to do all that is necessary to get our new members certified and transitioned properly into the Guild; make sure our upcoming annual events such as Habitat Cabinet Build, Annual Show and Christmas Party are planned and implemented, make sure our Facebook site and website is current, continue to have monthly meetings with mentoring programs and guest speakers, and many other activities including creating this newsletter monthly and distributing copies to a few of our local woodworking stores to enhance our visibility in the community.

So you see, we need volunteers. If you have any interest in helping with the above, please let me know as you are needed. You can contact me via our website or if you have a directory, email or call me.

Also, our current Board of Directors consists of only 11 people. The Board has decided to add 5 more members to the Board for 2019. Why, because our organization has doubled in 2 years from 140 members to around 280 members. The needs have become greater. You will hear more about this Board expansion and the skill sets we need in the future from our Nominating Committee Chairperson- Sandra McMillan.

Annual Show- coming up in October so I hope you all are working on projects to display to the public! This is one of Hoover Libraries best events of the year and the public looks forward to seeing your woodworking art!

So excited about our 2018 Classes! To find info and to register for future classes, go to our website <http://wp.awwg.info> and then click classes on our menu and scroll down to see all the offerings! Payment must be no later than one week before the date of the class.

To get all the information we put out to you, please join our Facebook page, visit our website often and make sure we have your correct email address and phone number so we can communicate to you the wonderful opportunities the guild will provide to you in 2018!

May God Bless You All!
Don

President: Don Wilson

Vice Pres: Patrick Murphy

Treasurer: David Erikson

Secretary: John Wilkes

Webmaster:

Board of Directors:

Bob Moore
David Robinson
Don Blackburn
John Dorough
Frank Higgins
Sandra McMillan

Toy Co-Chairs: Sandra McMillan
Bob Watson

Education:

Shop Managers:

Pat Bush
Frank Higgins
Kenneth Graham

Librarian: RayDunn

SPECIAL NOTICE

WELCOME NEW MEMBERS!

Matt Head

Lisa Rasmussen

Gary Rasmussen

Tim Williams

Ahmed Farrukh

Benjamin Williams

Karl Albright


WEC AUGUST CALENDAR

Sun	Mon	Tue	Wed	Thu	Fri	Sat
			1 AWG Board Meeting	2 4:30p - 8:00p Shop Closed, Hand Tool Workshop Only	3 9a-1p Ron Powell 1p-5p Ron Powell	4 9a-1p Henry Hager Scheduled Danner Kline Voter Turnout
5 Van Phillips - Supervisor	6 5p-9p Shop Closed, Luthier Group Only	7 9a-2p Shop Open to Toy Group Only	8	9 4:30p - 8:00p Shop Closed, Hand Tool Workshop Only	10 9a-1p Patrick Murphy Supervisor, 205.685.6677 1p-5p Patrick Murphy, Shop Supervisor, Contact: 205.685.6677	11 9a-1p Al Coltane 770 329 3904 1p-5p Cliff Daniels Supervisor
12 Eddie Heatten	13 5p-9p Shop Closed, Luthier Group Only	14 9a-2p Shop Open to Toy Group Only	15	16 4:30p - 8:00p Shop Closed, Hand Tool Workshop Only	17 9 am - 1 pm; Lynn Smith, Shop Supervisor, Contact 413-2747 1 pm - 5 pm; Lynn Smith, Shop Supervisor, Contact 413-2747	18 8a-9a SketchUp with Jeff Branch 9a-10a Mentoring Series Program 10a-12p Guild Membership Meeting, Guests Welcome 1p-5p Jeff Hood-- Supervisor
19 1p-5p Brian Stauss 205-335-7241	20 5p-9p Shop Closed, Luthier Group Only	21 9a-2p Shop Open to Toy Group Only	22	23 4:30p - 8:00p Shop Closed, Hand Tool Workshop Only	24 9a-1p R Hardwick, Supervisor 1p-5p R Hardwick, Supervisor	25 Shop Closed-H4H Cabinet Build Class: Orientation & Face Frames 1 5p-9p Randall Baylis 901-3764
26 1-5pm Randall Baylis 901-3764	27 5p-9p Shop Closed, Luthier Group Only	28 9a-2p Shop Open to Toy Group Only	29	30 4:30p - 8:00p Shop Closed, Hand Tool Workshop Only	31 9a-1p Van Phillips Supervisor 1p-5p Van Phillips Supervisor 5p-9p Van Phillips Supervisor	

The most current WEC calendar is always available on-line at: <http://wp.wwg.info/calendar/>

8:00am August SketchUp Workshop Topic: Continuing With the Saw Till

The SketchUp Group will continue to develop a SketchUp model based on a saw till seen in Popular Woodworking magazine. In this workshop, we will go over making stub tenons and dovetail joinery. Bring your laptops!

**9:00 am Mentoring Series: Band Saw Re-Saw Sled**

This month, Steve Stutts will demonstrate the mechanics of re-saw related to blade drift, feed rate, selecting thickness of the re-saw and the technique of how to align to make a consistent uniform thickness through the entire board. This technique is based on a Plexiglas overlay with a good 90 degree fence. Indexing the fence to the drift angle is the trick that makes this sled work.

10:00am August Program: Getting the Best Photos of your Projects

We are pleased to have the international award winning photographer and author Parastoo "Paris" Farzad of the Birmingham School of Photography join us to share tips and techniques for capturing the best features of your projects in digital format. Paris will touch on types of equipment for the professional or entry level photographer as well as lighting and background tips. There is nothing better than to capture the essence of your project before you put it to work or share it with a loved one for their use. Don't be late and miss getting a good seat for this one!

We're also encouraging members to share their projects during the Member Show and Tell portion of the General Meeting, we will try to get Paris to demonstrate some photo setups using your projects. Bring your latest completed or in progress project to share with your fellow members and sign-in on the Presentation clip board located on the Sign-in Table inside the Front Door. As always, this meeting is open to the General Public and members are encouraged to bring family and friends to learn all about the outstanding opportunities available with the Alabama Woodworkers Guild!

SHOP NOTES

Did you know we have a biscuit cutter? Dovetail Jig? Japanese handsaw? Corded Drill (for those tough jobs)? Mortise and Tenon Jigs / Drill? Pin Nailer? Tapered Leg Jig? You would be surprised at all the specialty tools we have stuffed away in cabinets, set below tables and set aside for special projects. Each one making a tough cut or angle or joint a MUCH easier reality. Why don't we use them more?

"Did not know we had a..."

"Did not know I could use...how to use...when to use..."

They are hidden away, out of sight = out of mind.

Next time you are in the shop, take a few extra minutes to look around, open cabinets - and ask the supervisor on duty to show you how to use it, when to use it and why.

Drill Press DANGER!!! We have seen a few incidents lately where larger hold cutting bits are being pressed down/thru to the metal base plate. This is both dangerous and damaging to bits/press. Always, Always, Always have a sacrifice (scrap) board below your work.

TIP...if it is a different type of wood color...the shavings will tell you when you are all the way through.

TIP...partner with a shop supervisor and learn the ins/outs of setting depths.

TIP...the speed of your cut is important as well. Do you know how to change the speed of a drill press? Your supervisor does...and will be glad to show you how.

Project Rack is growing Please take a minute and ask yourself three questions?

Have I worked on it in the last 30 days? No...please reconsider your taking the project home til you crank it back up.

Are there parts of the project I can take home until I am closer to assembly? Especially wood stock that is yet to be sized/cut or prepped. A lot of items in the rack should be in your wood pile (you know you got one, I do too).

Is my project pretty close to assembly time? If so...your wife said get it finished, it is overdue.

How about that new LED lighting in the Classroom! Fancy, Efficient and simple Cool.

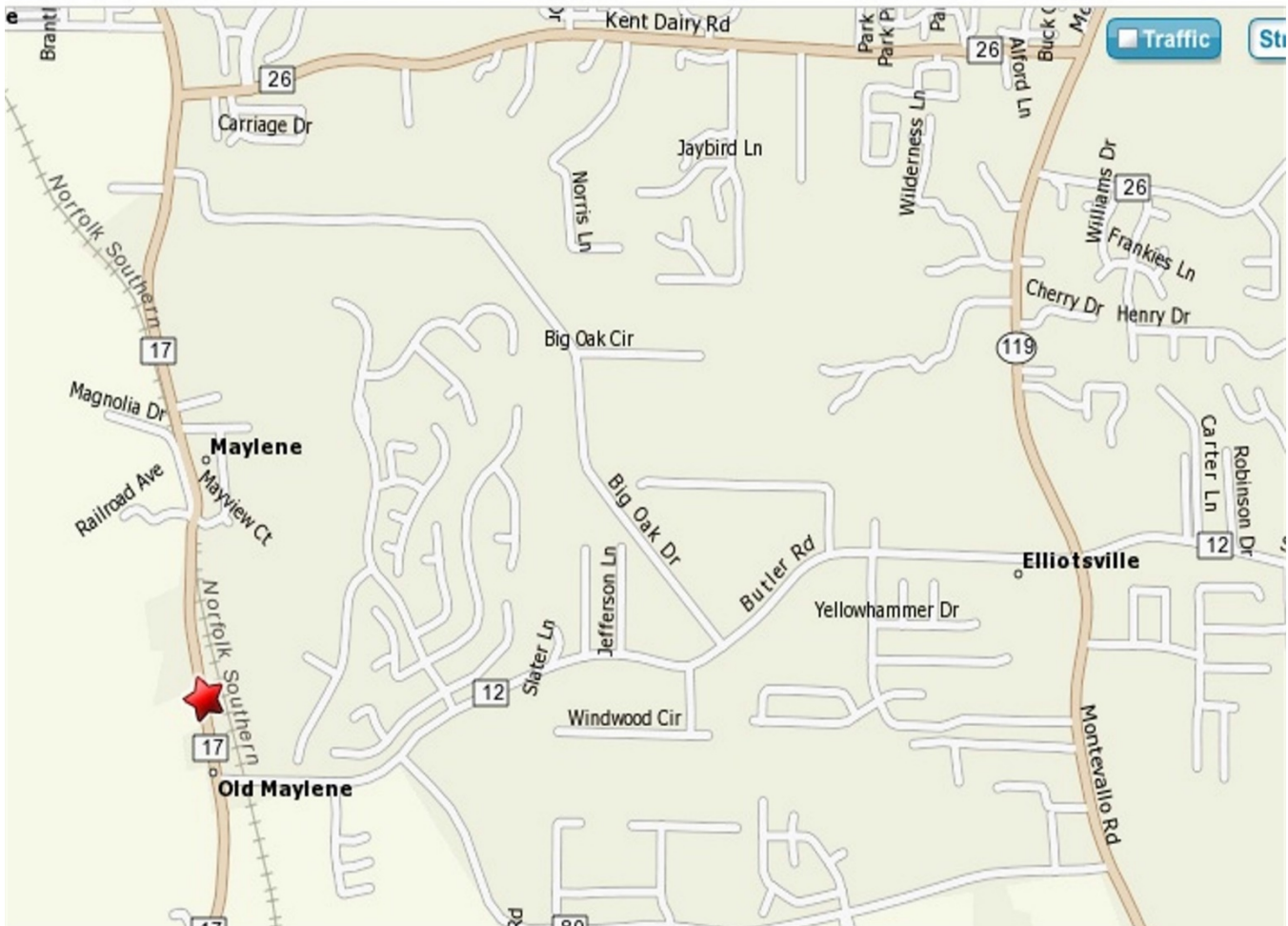
Thank you for being a member, contributing your time, talent and dollars...we work hard to put them to good use.

Last thing...thank you for being willing to give/donate items. But we are getting too many donations (tools, wood, boxes of rusty nails, used sandpaper, I even got a sink and a faucet one time). With limited space, it creates a clutter challenge. If you have something you want to donate, please don't just drop it off. Contact myself, Ken Graham or Frank Higgins...help us manage clutter.


Thanks,

Pat Bush and the WEC Shop Team

Directions to the Woodworkers Education Center (WEC)



From I-65, take Exit 238 (Highway 31). Turn north on U.S. Highway 31, go 0.6 miles and turn left on State Highway 119 South. Go 3.0 miles south on Highway 119 and turn right on County Highway 12. Go 2.1 miles on Highway 12 until it ends at County Highway 17. Turn right on Highway 17 and the WEC is 0.3 miles on your left. There is a large WEC sign at the entrance.



www.
alabamawoodworkersguild
.org

About Us

Alabama Woodworkers Guild Newsletter is published monthly for its members and other interested parties. Guild meetings are held monthly on the third Saturday at 9:00 a.m. at the Woodworking Education Center, 10544 Hwy 17, Maylene, AL 35114



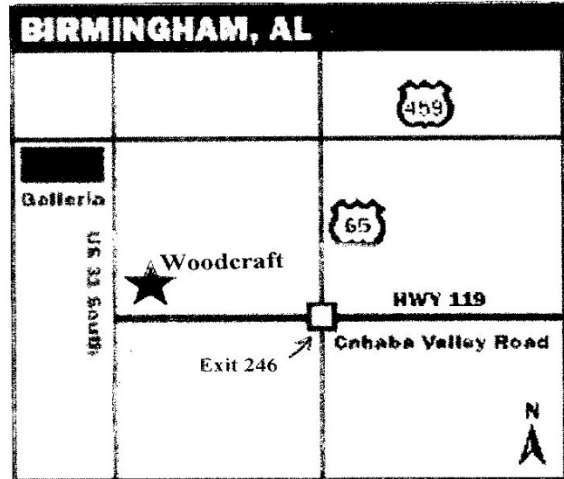
WOODCRAFT[®]

Helping You Make Wood Work[®]

Phone 205-988-3600
Fax 205-988-3612
Website: www.woodcraft.com
e-mail: WC511@aol.com

Store Hours
M - T - W - F: 9AM - 7PM
Th: 9AM-9PM
Sat: 9AM-6PM
Sun: Noon-5 PM

Our address is:
2215B Pelham Parkway
Pelham, AL 35124



Directions:
Take I-65 to Exit 246.
Take Highway 119 West (Cahaba Valley Road) 3/4 of a mile to US 31.
Turn right on US 31 and travel north approx. 0.3 mi.
Our store is on the right (east) side of US 31.



P.O. Box 36804
Birmingham, AL 35236

The Alabama Woodworkers Guild,