



Woodworking Education Center
10544 Hwy 17, Maylene, AL 35114

Alabama Woodworkers Guild

Guild News



www.alabamawoodworkersguild.org

Volume XXXVIII Number 10

October 2018

Next Meeting

The next scheduled meeting is

October 20

In this Issue:

October Meeting Program p. 4

SHOP NOTES p. 5

WEC Directions p. 6

President's Message

Having worked on our Board for the past 3 years, I will tell you that it is a very rewarding experience. I have had so much fun and experienced so much personal growth by being around our current Board. Contrary to belief, a Board member does not do all the work. That was changed a few years ago. While we do organize a lot of times and assist, we no longer have to do all the work so it is not as time consuming as most of you believe. Why, because our Guild is now 300 members versus the 140. We have a lot more members willing to help if we only let them know what we need. It has also been so much fun developing a strategic vision with strategic plans and goals and seeing them get accomplished and seeing the membership benefit. Also, serving provides a lot of satisfaction.

So why am I telling you this? I will tell you why. I have served for 2 years and the current Board members have served with me for these 2 years. The best work I have done for the Guild is to keep this great Board together for 2 years. However, it is time for myself and some others to leave the Board so that the Guild will benefit from fresh ideas from new Board members. The Guild has benefited every year from fresh ideas from new members that accepted Board invitations. The "Nomination Committee" of Sandra McMillan-chairperson, David Erikson and Mike Key are currently looking for my position and some others to be filled and we want to add 5 additional new members to the current 11 for 2019. If they approach you to serve, please listen to them and please accept their invitation. It has been one of the most rewarding experiences I have had and it would be for you also.

The great philosopher, Socrates, stated centuries ago that "All humans have the need to be needed. This gives humans purpose in their lives. Without purpose, their souls wither and die." I assure you, the Guild needs you.

May God Bless You All!
Don

WELCOME NEW MEMBERS!

Nicole Hurley
Rick Ford
Greg Smith

David Frazier
Michael Brooks



President: Don Wilson

Vice Pres: Patrick Murphy

Treasurer: David Erikson

Secretary: John Wilkes

Webmaster:

Board of Directors:

Bob Moore
David Robinson
Don Blackburn
John Dorough
Frank Higgins
Sandra McMillan

Toy Co-Chairs:
Sandra McMillan
Bob Watson

Education:
Shop Managers:

Pat Bush
Frank Higgins
Kenneth Graham

Librarian: RayDunn

October Guild Meeting: Saturday, October 20th 8am-Noon

8:00am August SketchUp Workshop Topic: Blanket Bench

The October SketchUp Workshop will be creating a simple 3D model of a blanket bench featured in Mark Edmundson's book "Pocket Hole Joinery." This is a basic model, but features some Arts and Crafts style arches and will be a good model for beginners. Everyone is welcome; we meet at 8:00 at the WEC on 10/20/18 - be sure to bring your laptops.



9:00 am Mentoring Series/Show and Tell

This month we will be trying a bit of a different approach to our Pre-Meeting Mentoring Series. First up will be Brian Stauss presenting tips and techniques on how to create a Cathedral Cabinet Door.

Also, based upon requests for more time for Questions and Answers regarding members Projects, we are asking all those with projects to share during Show and Tell to come a bit early and we will try a different format. We'll locate the Show and Tell Projects in the main Shop Area where members can get up close and personal with the projects and their makers. This more informal setting should allow more time and space for members to share their projects as well as tips and techniques used in creating the projects.

There will not be a dedicated portion of the General Meeting for Show and Tell for the next couple of months to see how the revised format works and get your feedback.

10:00am October Program: Woodturning with Carl Cummins

Based upon previous expressions of interest, we are fortunate to have Carl Cummins, current President of the Alabama Woodturners Association, to come and share some of his tips, tricks and techniques of Woodturning. Carl produces some amazing art work through turning. For all you turners and would be turners this will be a program you will want to be up front to see and hear.

WEC AUGUST CALENDAR

7	8	9	10	11	12	13
Annual Show - Hoover Library Show Registration: Randy Hiettland 1p-530p Karen Chrin 1p-530p Steve Simik Linda Simik Brian Stauss 205-335-7241	Annual Show - Hoover Library 9a-12p Angie Burbank - Annual Show Monitor 12p-3p David Robinson - Annual Show Monitor 3p-6p David Edison - Annual Show Monitor 5p-9p Shop Closed, Luthier Group Only 6p-9p Bob Trussell - Annual Show Monitor	Annual Show - Hoover Library 9a-12p Henry Hager - Annual Show Monitor 9a-2p Shop Open to Toy Group Only 12p-3p John McKinnon - Annual Show Monitor 3p-6p Steve Stuts - Annual Show Monitor 6p-9p Walter Barnett - Annual Show Monitor	Annual Show - Hoover Library 9a-12p Buddy Finch - Annual Show Monitor 12p-3p Don Blackburn - Annual Show Monitor 3p-6p Randy Bates - Annual Show Monitor 6p-9p Heyward Menasco - Annual Show Monitor	Annual Show - Hoover Library 9a-12p Buddy Heerten - Annual Show Monitor 12p-3p John Henry - Annual Show Monitor 3p-6p Linda Simcik - Annual Show Monitor 4:30p - 8:00p Shop Closed, Hand Tool Workshop Only	Annual Show - Hoover Library 9a-12p Albert Chieves - Annual Show Monitor 9 am - 1 pm; Lynn Smith, Shop Supervisor, Contact 413-2747 12p-3p Alden Snow - Annual Show Monitor 1 pm - 6 pm; Lynn Smith, Shop Supervisor, Contact 413-2747 3p-6p Mike Key - Annual Show Monitor 5p-9p David Robinson 205-478-4432	Annual Show - Hoover Library Bandsaw Box Class with Bill Newman 9a-1p Jeff Hood Scheduled 10a-12p Jon Lybrand - Annual Show Monitor 12p-3p Sandra McMillan - Annual Show Monitor 1p-5p Jeff Hood Scheduled 3p-6p Vacant - Annual Show Monitor
14	15	16	17	18	19	20
Annual Show - Hoover Library 1p-4p Angie Burbank - Annual Show Monitor Brian Stauss 205-335-7241	5p-9p Shop Closed, Luthier Group Only	9a-2p Shop Open to Toy Group Only	9a-1p Patrick Murphy Supervisor, 205.585.5677 1p-5p Patrick Murphy, Shop Supervisor, Contact: 205.585.5677 5p-9p Randall Baylis 901-3764	4:30p - 8:00p Shop Closed, Hand Tool Workshop Only	9a-1p Patrick Murphy Supervisor, 205.585.5677 1p-5p Patrick Murphy, Shop Supervisor, Contact: 205.585.5677 5p-9p Randall Baylis 901-3764	9a-9a SketchUp with Jeff Branch 9a-10a Mentoring Series Program 10a-12p Guild Membership Meeting, Guests Welcome 1p-5p Walter Barnett scheduled
21	22	23	24	25	26	27
1p-6p Brian Stauss 205-335-7241	5p-9p Shop Closed, Luthier Group Only	9a-2p Shop Open to Toy Group Only	9a-1p R Hardwick, Supervisor 1p-5p R Hardwick, Supervisor 5p-9p David Robinson 205-478-4432	4:30p - 8:00p Shop Closed, Hand Tool Workshop Only	9a-1p R Hardwick, Supervisor 1p-5p R Hardwick, Supervisor 5p-9p David Robinson 205-478-4432	Shop Closed - H4H Cabinet Class: Spray Finish
28	29	30	31			
Eddie Heerten	5p-9p Shop Closed, Luthier Group Only	9a-2p Shop Open to Toy Group Only				

The most current WEC calendar is always available on-line at: <http://wp.wwg.info/calendar/>

We're also encouraging members to share their projects during the Member Show and Tell portion of the 9 a.m. time slot versus the normal General Meeting. We all can benefit from seeing and asking questions about favorite tips, techniques and the way we approach projects. Bring your latest completed or in progress project to share with your fellow members and sign-in on the Presentation clip board located on the Sign-in Table inside the Front Door.

As always, this meeting is open to the General Public and members are encouraged to bring family and friends to learn all about the outstanding opportunities available with the Alabama Woodworkers Guild!



SHOP NOTES

So we have a few pieces of equipment down right now...namely the 22" JET Sander and the south HVAC unit. Both are on track to be repaired in the next week or two. In the meantime...do not use the JET 22" bed sander. JET finally decided to respond to me (only after several members bombarded the JET rep with text messages, we tried the "polite and nice" route, it did not work). They are dispatching a tech this week (Oct 8th)...with the understanding that without FULL resolution - they will be replacing the unit. As far as the HVAC unit, we are getting the compressor (and a few other, smaller, associated components) replaced and BOTH units will get a good cleaning and tune-up.

Here comes some fussing...A couple of members mentioned they "heard the AC making a terrible noise"...but failed to mention it to the WEC Shop Team (myself, Frank Higgins and Ken Graham). A little bit like one of the drill presses with an obvious "off the riser track" issue that Patrick Murphy discovered. Not a peep from anyone. IF something breaks (and it will/does), just report it to the WEC team or the supervisor. on duty..we won't be upset - or at least not as nearly as we are when we discover something simply broken and abandoned (like the cord I found on one of the sanders...slap sanded in two - and promptly stuffed back in the cabinet).

Members often ask "what can I do to help around the shop"...so here are some quick tasks that really help us out: open the shop vacs, remove the filter, and take it outside and give it a good cleaning (tossed across the grass works pretty good),

organize a drawer or a cabinet shelf. Most are marked with contents...but get jumbled up over time, take a shop vac (one that just had the filter cleaned, add a few extensions and vacuum the wall or window sills, sharpen some pencils...they are in the cabinet and there are several electric sharpeners, a biggie - UNPLUG the saw stop(s) and open up the cabinet and clean it out. Scoop out the majority of it...then give it a good vacuuming,

Wax beds on equipment. I just did these last meeting, but every couple of weeks a good waxing on the joiners/ planer beds, saw beds, band saw beds, any large flat metal surface - REALLY goes a long way in smoothing out the action of the tool,

cleaning the windows (even just knocking the dust off with a bristle brush) helps natural lighting...and the light bill. Taking an extra few minutes for any one of these would be a great contribution to the shop. By the way...whoever sanded the sander cord in half...you get the windows.

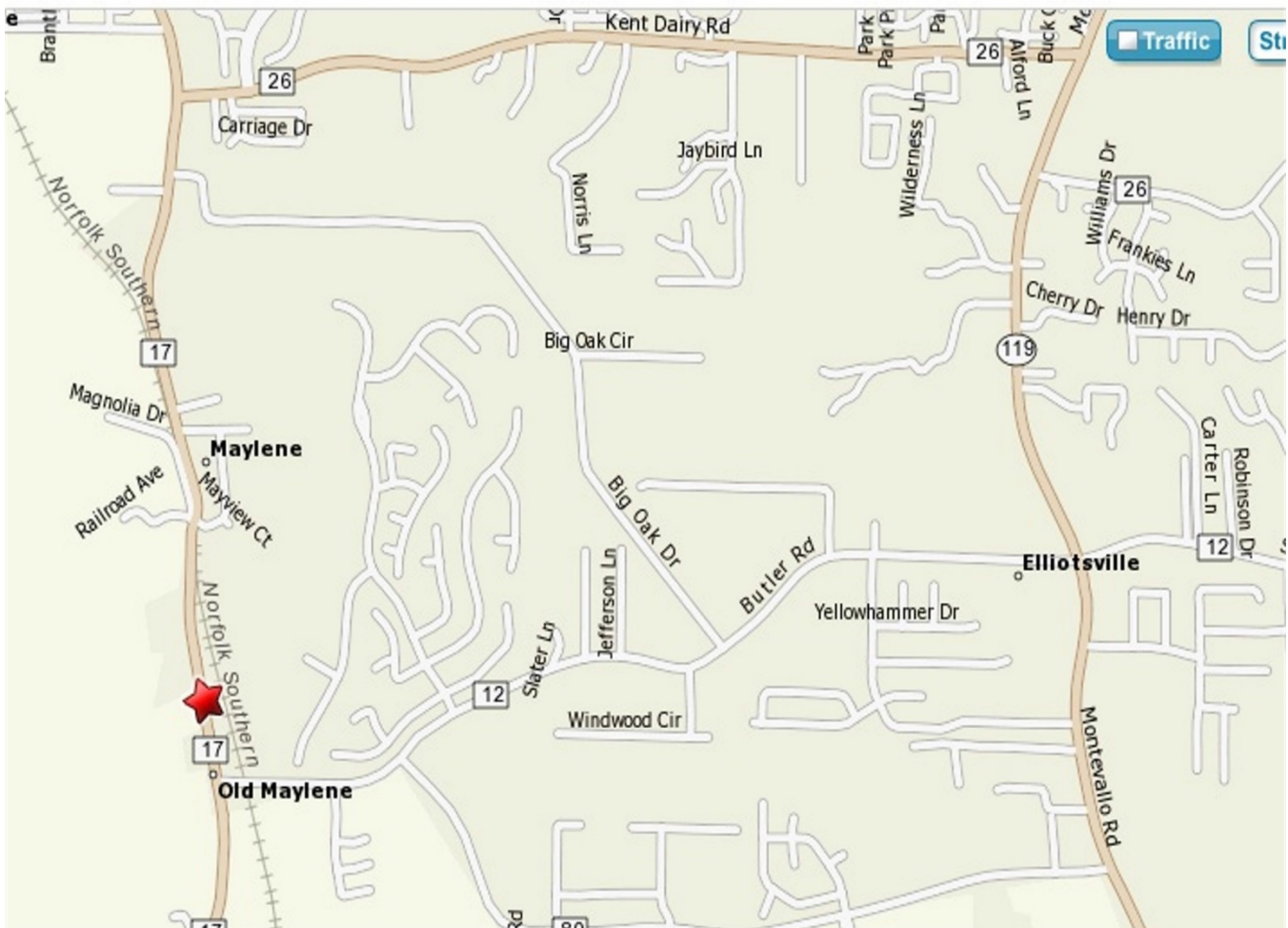
Our shop is REALLY busy these days...several groups meet during the week, Ray Z always has someone teaching a class (careful, don't make eye contact or YOU will be next), the Luthier Group is about to put Gibson Guitar out of business, I hear Santa Claus has been trying to recruit from the Tuesday Toy Group, Habitat Cabinet Build is on now, the list goes on...1200 hours worth last month alone. So take an extra few minutes and help us keep the shop neat, clean, organized and safe.

In closing...the increased activities is putting a strain on the supervisors. We are covering the shifts, but barely. Who might be a good supervisor? It is not as easy as it looks...and it is not a simple way to "get a key" - as any supervisor will tell you, it is a lot of work at times. BUT, it is rewarding to assist others in bringing their visions, projects and repairs to fruition (how about that 3 dollar word !). So if you know of a seasoned woodworker that fits the bill, shoot me an email. And don't let them make eye contact with Ray Z!!!


Okay...last, last thing. Speaking of Ray Ziegler...his contribution to the WEC is simply innumerable...volunteering, contributing, organizing, teaching, recruiting, repairing...you name it, he has done it. Thanks Ray...your efforts very much count. <insert strong, manly handshake here>

Pat, Frank and Ken
The WEC Shop Team

Directions to the Woodworkers Education Center (WEC)



From I-65, take Exit 238 (Highway 31). Turn north on U.S. Highway 31, go 0.6 miles and turn left on State Highway 119 South. Go 3.0 miles south on Highway 119 and turn right on County Highway 12. Go 2.1 miles on Highway 12 until it ends at County Highway 17. Turn right on Highway 17 and the WEC is 0.3 miles on your left. There is a large WEC sign at the entrance.



www.
alabamawoodworkersguild
.org

About Us

Alabama Woodworkers Guild Newsletter is published monthly for its members and other interested parties. Guild meetings are held monthly on the third Saturday at 9:00 a.m. at the Woodworking Education Center, 10544 Hwy 17, Maylene, AL 35114



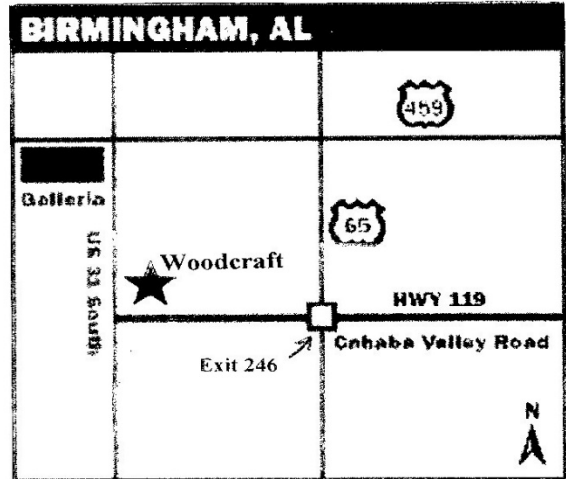
WOODCRAFT[®]

Helping You Make Wood Work[®]

Phone 205-988-3600
Fax 205-988-3612
Website: www.woodcraft.com
e-mail: WC511@aol.com

Store Hours
M - T - W - F: 9AM - 7PM
Th: 9AM-9PM
Sat: 9AM-6PM
Sun: Noon-5 PM

Our address is:
2215B Pelham Parkway
Pelham, AL 35124



Directions:
Take I-65 to Exit 246.
Take Highway 119 West (Cahaba Valley Road) 3/4 of a mile to US 31.
Turn right on US 31 and travel north approx. 0.3 mi.
Our store is on the right (east) side of US 31.



P.O. Box 36804
Birmingham, AL 35236

The Alabama Woodworkers Guild,