


March 11, 2019



GUILD NEWS

Alabama Woodworkers Guild

In this issue:

- President's Message
- Meeting Announcement
- Luthier Group
- Toy Group
- Hand Tool Group
- Shop Notes
- Upcoming Classes
- Feb Meeting recap
- Program Notes

Officers

President: Ray Ziegler

Vice President: Van Phillips

Treasurer: David Erikson

Secretary: Jeff Branch

Board of Directors

Don Blackburn

Sandra McMillan

Bob Watkins

David Robinson

Terrance James

Randy Hjetland

Jay Carrigee

Patrick Murphy

Geoff Wymer

Albert McCurdy

Shop Managers

David Robinson

Kenneth Graham

Frank Higgins

Randy Hjetland


Newsletter Editor: Linda Simcik

President's Message

You just never know:

A few years ago, I wrote a president's message about hoping that your projects would become family heirlooms and the benefits of signing your work. I now have an example of that. Twenty-three years ago, I made a rocking baby cradle for our first granddaughter. I thought it would be a nice gift and fun to make. Never expecting it to become a family heirloom. It turned out very nice and my daughter loved it.

Now 23 years later it's being used by the granddaughter for daughter, and now our great granddaughter.



So, my message is that you just never know what's going to happen to your work. In this case I'm very happy that this cradle stayed in the family and is being used by the next generation.

Ray



"A man who works with his hands is a laborer; a man who works with his hands and his brain is a craftsman; but a man who works with his hands and his brain and his heart is an artist." ~Louis Nizer (1902-1994)



Toy Group

The WEC is buzzing on Tuesdays with our dedicated volunteers making toys for children facing difficult situations.

So far, we have made well over 2,000 toys and have given 703 toys to the Shriners. They will distribute these toys to their hospitals through out several states.

Here are some examples of the toys we make:



One of our newest additions is the Bell Helicopter. This is made exclusively for Childrens Hospital of Alabama. They will be given to the children that are being transported by their air ambulance service.



We have also picked up some new members, but there is always room for more! If you are looking for something to do on Tuesdays come join us!

Shop Notes



The new outside door made by the Hand Tool Group has been installed.

Installation of the power and LAN connections for the new video equipment has been installed.

During the installation of this cabling, 2 damaged floor joists were found. These will need to be repaired. Please let David Robinson know if you would like to help with the repair.

All air, plumbing and hose installations have been completed. The compressor is set for 80 PSI throughout the shop.

A new retractable extension cord has been installed. We have 2 others and are determining the best locations for those before installing.

The new jointer power source has been determined and we are working on getting power to the Jointer.

March Guild Meeting: Saturday, March 16,2019

8am-Noon

8:00am-9:00am Sketch Up Class :

The SketchUp workshop this month will continue to discuss how to use the intersect command to create angles as seen in the mitered corners of these boxes.



All are welcome to attend especially if you are new to SketchUp. We will cover some basic steps as well. We meet at 8:00 am on March 16th. Bring your laptops.

9:00am March Mentoring Series:

Networking, Show & Tell

10:00am March Program:

Presentation and demonstration of the portable sawmill by Kenneth Graham & Steve Simcik.

★ ★ ★ ★ ★ ★ ★ ★ ★ ★ ★ ★ ★ ★ ★ ★

★ **Program Notes – March** ★

★ We had a great program last month with Marty Schlosser presenting his design and build of a foyer bench from a piano. ★

★ This month at our March 16th meeting we have two of our own, Kenneth Graham and Steve Simcik, presenting a program on “The Bandsaw Sawmill”. This should be a great program with lessons learned as they went through the set up and operation of their sawmills. There is an added bonus of seeing a live demonstration (weather permitting) of the cutting of a log into boards on a portable sawmill. ★

★ ★ ★ ★ ★ ★ ★ ★ ★ ★ ★ ★ ★ ★ ★ ★

Upcoming Classes

- **March 23rd & 24th—Nicholson Work Bench with Kenneth Graham**
- **March 30th—Pen Making with Cliff Daniels**
- **April 6th, June 4th & May 1st—Cabinet on a Stand Group Build (follow up of Mike Pekovich program from 3/9/19)**
- **April 13th & 14th—Basic Turning with Cliff Daniels**
- **May 11th & 25th—Shaker Wall Clock with Ray Ziegler**
- **June 8th—Daisy Box with Bill Newman**


February Meeting Recap

February's meeting was more of a 2-day event. Our guest speaker, Marty Schlosser graciously agreed to do an airbrush presentation on Friday evening.

On Saturday, he shared more of his expertise during the networking hour and as the program for the general meeting. During the networking hour he demonstrated how to insert a "bow tie" to hold together a crack in the wood.



The general meeting program was equally as interesting. Marty shared with us how he built a beautiful bench from an old grand piano!



Marty is a Canadian "snowbird" that winters in Gulf Shores. He has visited us several times in the past. And he is always welcome back.

Regular Shop Hours:

Friday 9am-9pm

Saturday 9am-5pm

Sunday 1pm-5pm

Note: These hours are subject to change. Please visit the guild calendar on the website noted above to confirm. **If calendar has no supervisor scheduled then the shop is closed.**

Luthier Group News

I mentioned last month that we were building 6 ukuleles for Emily Macher who is a Certified NICU Music Therapist. She will use them as she teaches children with challenges. Here are a couple that are finished.

Front – Mahogany with maple finger-board Back is bookmatched walnut board



One of the new challenges tackled by Wayne Bagwell was restoring an old violin that belonged to his wife’s father. The violin was bought used in the early 1920s. It was left in a barn which was unheated for over 50 years. The hide glue had come apart and the top had been separated from the sides. The sides were aligned and the top reglued with hide glue and this picture shows the violin before any restoration of the finish.



Join us on Monday evenings from 5:00pm till 9:00pm. Bring your project or start a new one. Several folks are starting ukuleles so now would be a good time to join them.




WOODWORKING

Hand Tool Group - March

The Hand Tool group has been involved in a lot of service projects lately. Have you noticed the new door on the front of the building? This was a group build project with hand cut mortise and tenon joints and raised panels.

The insert is a handmade kumiko like the one featured in the class "Display Cabinet on a Stand" by Mike Pekovich.



A group of Hand Tool guys replaced a dilapidated hand rail at the Grace Cline Community on Old Rocky Ridge Road. Here's a couple shots of the work in progress. We'll try to get a shot of the finished work for future newsletter.



Habitat for Humanity has a store in Irondale where they sell surplus building supplies and material they cannot use. They need a front counter and 2 bookcases so they asked the Hand Tool group if they could build them. The group built four 8' counters to be arranged in a "U" shape and two bookcases.

Besides service work several personal projects were completed.

Sunflower Carving



Chair



Chess Set

Frame Saw



Hand Cut molding



Cherry Shaker table





You can submit your items by emailing them to news@alabamawoodworkersguild.org

1. There are rules to follow and must be approved by the "editorial board"
 2. Details of any transactions will take place between members.
 3. Be sure to include some contact information so interested parties can get in touch with you. Guild leadership, supervisors & newsletter will NOT be a conduit of information
 4. We will NOT ENDORSE any particular product or brand.
 5. The board reserves the right to refuse a submission if they feel is inappropriate
- We hope that you will take advantage of this feature.



About Us

Since 1983

We are an organization of woodcrafters with skills ranging from beginner to master craftsmen.

We meet at our Woodworking Education Center on the 3rd Saturday of each month at 9:00AM. Our members share woodworking tips, bring projects to show and tell, hear guest speakers, and see live woodworking demonstrations at every meeting. Our free library contains books on techniques, videos, and project plans .

Woodworking Education Center (WEC)

The Guild's Woodworking Education Center is located at the site of the old Maylene School building on Hwy 17 in Maylene, AL.

Community Involvement



In Hospital and other deserving organizations.

In addition to monthly meetings the Guild also has a group of dedicated woodworkers who meet at the WEC to make toys and various wooden therapeutic devices for Children's



The guild also constructs kitchen and bathroom cabinets each year for Habitat for Humanity



Promoting the Art and Craft of Fine Woodworking

The Annual Show

The Alabama Woodworkers Guild Annual Show is a judged show, generally held in October of each year at the Hoover Public Library. Members enter projects they have worked on all year and make



Alabama Woodworkers Guild

10544 Highway 17

Maylene, AL 35114

Easy to find and plenty of free parking.

From I-65, take Exit 238 (Highway 31). Turn north on Highway 31, go 0.6 miles and turn left on State Highway 119 South. Go 3.0 miles south on Highway 119 and turn right on County Highway 12. Go 2.1 miles on Highway 12 until it ends at County Highway 17. Turn right on Highway 17 and the WEC is 0.3 miles on your left. There is a large WEC sign at the entrance.



ALABAMA WOODWORKERS GUILD

“Making sawdust with a purpose”

Membership

Come check us out and become a Guild Member,

Only \$100 a year!

The Alabama Woodworkers Guild offers:

- Monthly meetings
- A fully equipped woodworking shop
- Mentoring for new techniques
- Teaching new and old techniques and use of tools
- Great deals on used tools
- Classes and seminars in woodworking techniques and furniture making

Join

Name: _____

Address: _____

Phone: (Home) _____

(Work) _____

(Cell) _____

Email: _____

Spouse: _____

Please mail this form and a check for \$100 to:

Alabama Woodworkers Guild

Attn: Treasurer

P.O. Box 36804

Birmingham, AL. 35236

or go to <http://wp.awwg.info/join/>