


April 13, 2019



# GUILD NEWS

## Alabama Woodworkers Guild

### In this issue:

- President's Message
- Meeting Announcement
- Toy Group
- Shop Notes
- Upcoming Classes
- March Meeting recap
- Program Notes
- Tool Review
- H4H event

### Officers

**President:** Ray Ziegler

**Vice President:** Van Phillips

**Treasurer:** David Erikson

**Secretary:** Jeff Branch

#### Board of Directors

*Don Blackburn*

*Sandra McMillan*

*Bob Watkins*

*David Robinson*

*Terrance James*

*Randy Hjetland*

*Jay Carrigee*

*Patrick Murphy*

*Geoff Wymer*

*Albert McCurdy*

#### Shop Managers

*David Robinson*

*Kenneth Graham*

*Frank Higgins*

*Randy Hjetland*

*Newsletter Editor: Linda Simcik*

### President's Message

Dear Fellow Woodworkers,

If you have been to the workshop lately, I am sure you have noticed the cleanliness and organization of the shop. The workshop management team with support from other volunteers has been doing a great job. We have a new front door, thermostats are on timers for the most efficient use of our power to reduce the power bills, a new security system that is connected to a security service for monitoring, an air compressor up and running to provide compressed air around the shop, and an A/V system for use in the classroom and in the workshop. At this time, I would like to thank Pat Bush for his hours of dedication when he was workshop manager for getting the ball rolling with his organizing efforts in the last few years.

All of this leads me to one more area that needs our attention. The project racks are in desperate need of attention. We have been lax in monitoring the rack usage. I know that we have a lot of new members that may not know the purpose for the racks and the guidelines for their use. So, I will explain the guidelines for the new members and as a reminder for the rest of us.

#### Project Rack Usage Guidelines

The racks are to be used for:

- Group builds, classes, and can be used for personal projects.
- They are not to be used as a lumber storage area including the wall space around the racks.
- They can be used for a 90 day period, with a 90 day extension for special circumstances. Spaces can be assigned for special interest groups such as, Luthier group, Toy group, and Hand Tool group or for any SIG's in the future
- They can be assigned by a shop supervisor or a class instructor.
- Your name and the expiration date shall be placed on the white board above the space designated.
- After the expiration date on the space an effort will be made to contact the member. If unsuccessful, all the materials will be wrapped up and put into the storage containers out back. If they are not claimed by the next meeting after expiration the materials will be sold at silent auction.
- We will have until May 31<sup>st</sup> to clean out our spaces, then the guidelines will become effective.

The April meeting is our annual silent auction event. Don't forget your good stuff to sell and look at every one else's good stuff to buy.

Ray

"A man who works with his hands is a laborer; a man who works with his hands and his brain is a craftsman; but a man who works with his hands and his brain and his heart is an artist."~Louis Nizer (1902–1994)

## Toy Group

The WEC is buzzing on Tuesdays with our dedicated volunteers making toys for children facing difficult situations.

So far, we have made well over 3,000 toys.

This month the toy group participated in the Habitat for Humanity “Grill to Build” event. We put together 300 kits for the children to assemble at the event. The kits included were cars, bird houses, bunnies and boxes. We also had a variety of puzzles and markers for the little ones to decorate. Our booth was very popular, just ask the exhausted “toy groupers” that worked. Yes we were busy, but we could eat as much barbecue as we wanted!



We are always happy to welcome new toy makers. If you are looking for something to do on Tuesdays come join us!


## AWG Participates in “Power Up” Event

AWG helped show high school girls how they could “power up” their futures by pursuing a career in the building and construction field.

We demonstrated how to build a stud wall and showed the importance of accurate measuring and how math skills are important.



We also showed that there are different types of wood working, not just hammers and nails.



The girls learned that the trades are not just for men, but women can also be successful in this field.

**April Guild Meeting: Saturday, April 20, 2019**

**8am-Noon**

**8:00am-9:00am Sketch Up Class :**

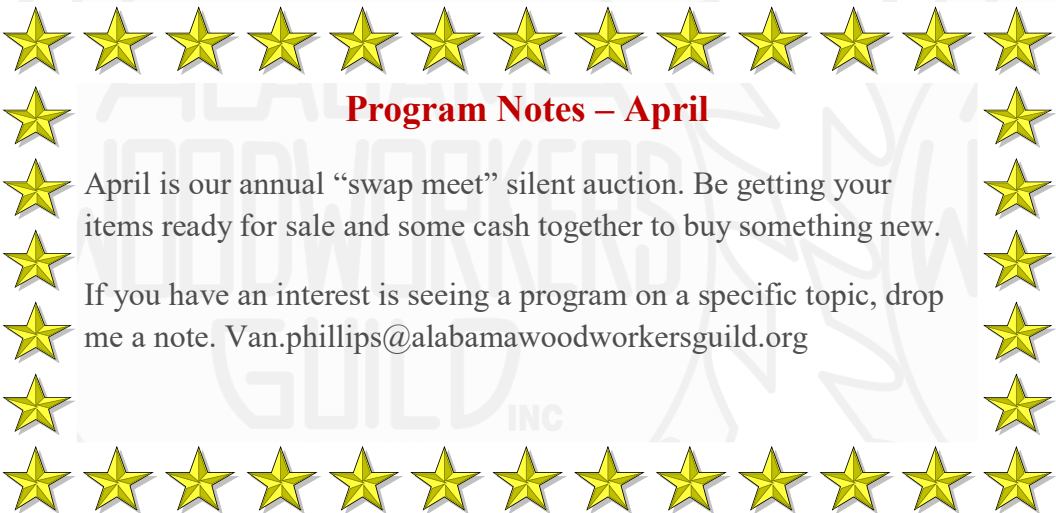
The SketchUp workshop this month will cover how tips for designing a project in SketchUp. How to use different camera settings and how to use the dimension tool as well as exporting images.



The workshop is April 20th at 8:00 am at the WEC. Everyone is welcome and bring your laptop.

**9:00am –12:00pm Meeting**

Tool swap meet/silent auction



**Program Notes – April**

April is our annual “swap meet” silent auction. Be getting your items ready for sale and some cash together to buy something new.

If you have an interest in seeing a program on a specific topic, drop me a note. [Van.phillips@alabamawoodworkersguild.org](mailto:Van.phillips@alabamawoodworkersguild.org)

**Upcoming Classes**

- April 6th, June 4th & May 1st—Cabinet on a Stand Group Build (follow up of Mike Pekovich program from 3/9/19)
- May 11th & 25th—Shaker Wall Clock with Ray Ziegler



- June 8th—Daisy Box with Bill Newman



**Check the website for details and registration**

## March Meeting Recap

At our March 16<sup>th</sup> meeting we had two of our own, Kenneth Graham and Steve Simcik, presenting a program on “The Bandsaw Sawmill”. This was a great program with lessons learned as they went through the set up and operation of their sawmills. There was an added bonus of seeing a live demonstration of the cutting of a log into boards on a portable sawmill.



### Regular Shop Hours:

Friday 9am-9pm

Saturday 9am-5pm

Sunday 1pm-5pm

**Note:** These hours are subject to change. Please visit the guild calendar on the website to confirm. If calendar has no supervisor scheduled then the shop is closed.

# Tool Review

## Hyde Tools 10450 Contour Scraper with 6 Changeable Blades, Multi

### Amazon Tool Review by Steve Stutts

This scraper set was bought by the guild for use by the Beginners Carving Class in February.



The scraper set came quickly and in time for my carving class which I taught. The scraper blades were high carbon tool steel. The bevels were grinder sharp from the package. I quickly sharpened all four convex bevels and three straight bevels on a progression of diamond stones to a finished edge of 1200 grit and then I used a leather strop board. The result was "razor" sharp scrapers for wood scraping. This set was placed in the "hand-tool" group cabinet of my local wood guild for all of us (about 300 members) to use. I etched our initials on each of 6 blades and the handle. This is a very useful set of wood scrapers which interchange on one handle. A quick leather stropping will easily restore that keen edge to the blades. I have not sharpened the concave blades yet they may be a little harder to achieve the edge quality of the convex and straight blades.



**WOODWORKING**

# AWG Participates In Habitat for Humanity's "Grill to Build" Event


Habitat for Humanity "Grill to Build" event is a Barbecue Cook-off to raise money and awareness of H4H's mission. There were several barbecue teams competing. There was also live music and activities for the kids.

The Guild was invited to participate to promote our organization and our relationship with Habitat for Humanity.

Lynn Smith demonstrated the lathe by turning wood dowels into tiny tops, which was very popular-especially with the kids.



Alan Welbaum demonstrated the scroll saw which also drew a crowd. The toy group held workshops where the kids could assemble toys to take home. And of course Patrick Murphy was there to keep things running smoothly.



Buddy Heerten having a little fun

We all had a great time meeting new people and spreading the word about AWG's mission and community service. And of course EATING GREAT BARBECUE!





- The board is exploring the possibility of certifying all supervisors in CPR and First Aid. If there are any members with CPR and First Aid training experience and want to help, contact Ray Ziegler.



## About Us

Since 1983

We are an organization of woodcrafters with skills ranging from beginner to master craftsmen.

**We meet at our Woodworking Education Center on the 3rd Saturday of each month at 9:00AM.** Our members share woodworking tips, bring projects to show and tell, hear guest speakers, and see live woodworking demonstrations at every meeting. Our free library contains books on techniques, videos, and project plans .

## Woodworking Education Center (WEC)

The Guild's Woodworking Education Center is located at the site of the old Maylene School building on Hwy 17 in Maylene, AL.

## Community Involvement



In Hospital and other deserving organizations.

In Addition to monthly meetings the Guild also has a group of dedicated woodworkers who meet at the WEC to make toys and various wooden therapeutic devices for Children's



The guild also constructs kitchen and bathroom cabinets each year for Habitat for Humanity



**Promoting the Art and Craft of Fine Woodworking**

# The Annual Show

The Alabama Woodworkers Guild Annual Show is a judged show, generally held in October of each year at the Hoover Public Library. Members enter projects they have worked on all year and make



## Alabama Woodworkers Guild

10544 Highway 17

Maylene, AL 35114

**Easy to find and plenty of free parking.**

**From I-65**, take Exit 238 (Highway 31). Turn north on Highway 31, go 0.6 miles and turn left on State Highway 119 South. Go 3.0 miles south on Highway 119 and turn right on County Highway 12. Go 2.1 miles on Highway 12 until it ends at County Highway 17. Turn right on Highway 17 and the WEC is 0.3 miles on your left. There is a large WEC sign at the entrance.



### ALABAMA WOODWORKERS GUILD

“Making sawdust with a purpose”

#### Membership

Come check us out and become a Guild Member,

**Only \$100 a year!**

The Alabama Woodworkers Guild offers:

- Monthly meetings
- A fully equipped woodworking shop
- Mentoring for new techniques
- Teaching new and old techniques and use of tools
- Great deals on used tools
- Classes and seminars in woodworking techniques and furniture making

#### Join

Name: \_\_\_\_\_

Address: \_\_\_\_\_

Phone: (Home) \_\_\_\_\_

(Work) \_\_\_\_\_

(Cell) \_\_\_\_\_

Email: \_\_\_\_\_

Spouse: \_\_\_\_\_

Please mail this form and a check for \$100 to:

Alabama Woodworkers Guild

Attn: Treasurer

P.O. Box 36804

Birmingham, AL. 35236

or go to <http://wp.awwg.info/join/>